


2023 OTHER CROPS PRODUCTION

(in Metric Ton)

TOTAL PRODUCTION

2023 1,152,774 
2022 1,141,830






Non-Food and Industrial Crops



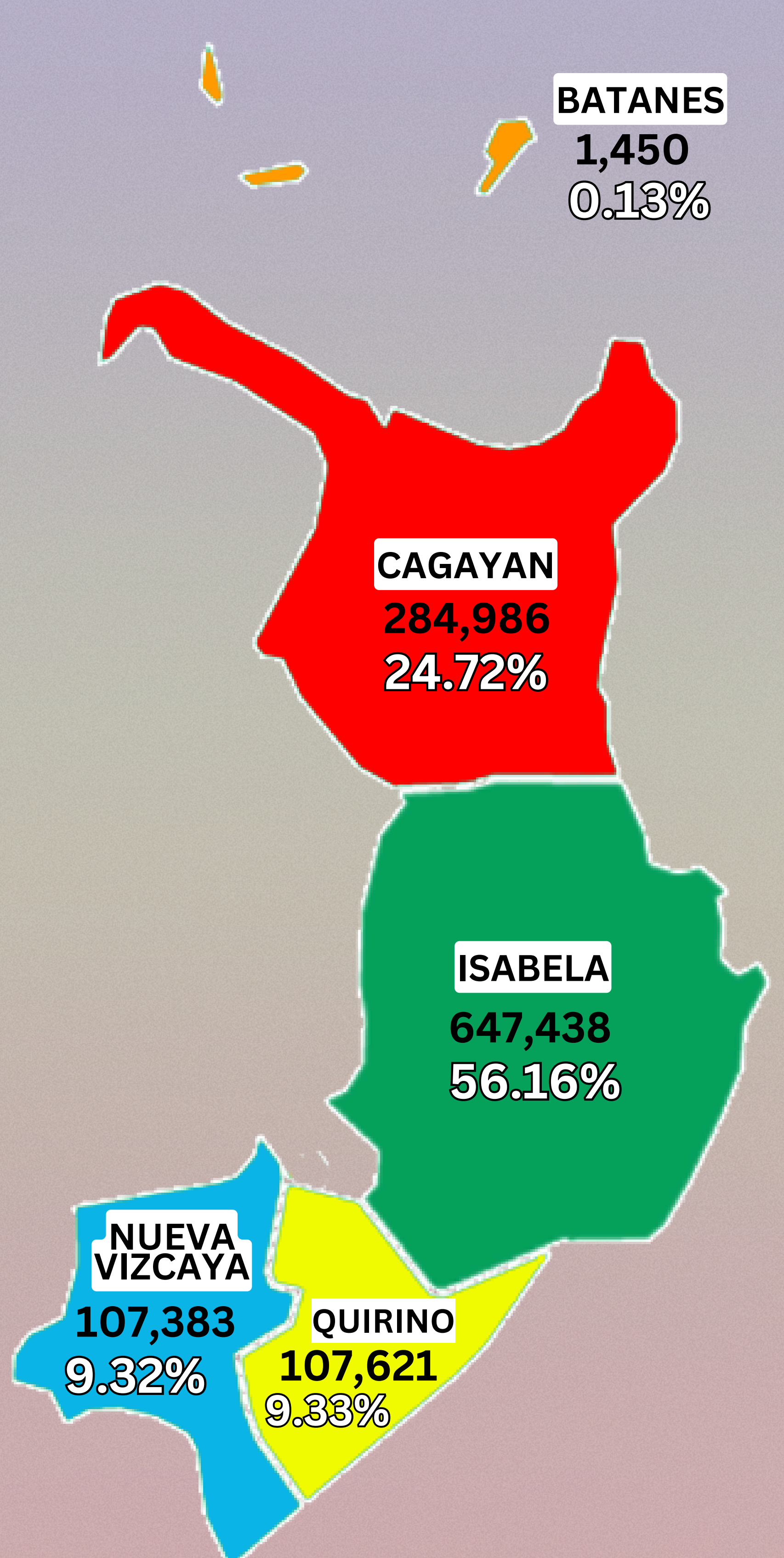
465,850

40.41%
Contribution to
Total Production

MAJOR CROPS

Cacao	Coconut
	
156	87,375
Coffee	Sugarcane
	
732	365,938
Tobacco	
	
11,649	

PRODUCTION BY PROVINCE AND ITS CONTRIBUTION TO TOTAL PRODUCTION











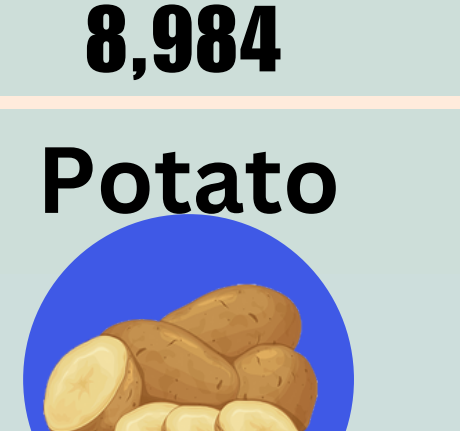
Vegetables and Root Crops



243,512

21.12%
Contribution to
Total Production

MAJOR CROPS

Mongo	Cabbage	Eggplant
		
5,938	1,885	17,473
Tomato	Onion	Camote
		
10,915	9,443	8,984
Cassava	Ampalaya	Potato
		
183,108	5,323	446





Fruit Crops



443,412

38.46%
Contribution to
Total Production

MAJOR CROPS

Banana	Calamansi
	
343,024	4,936
Mango	Pineapple
	
49,013	46,439