

2023 FISHERIES PRODUCTION

(in Metric Ton)

TOTAL PRODUCTION

2023 47,200
2022 45,846



PRODUCTION BY SUB-SECTOR AND ITS CONTRIBUTION TO TOTAL PRODUCTION



COMMERCIAL
3,690 7.82%



AQUACULTURE
15,954 33.80%

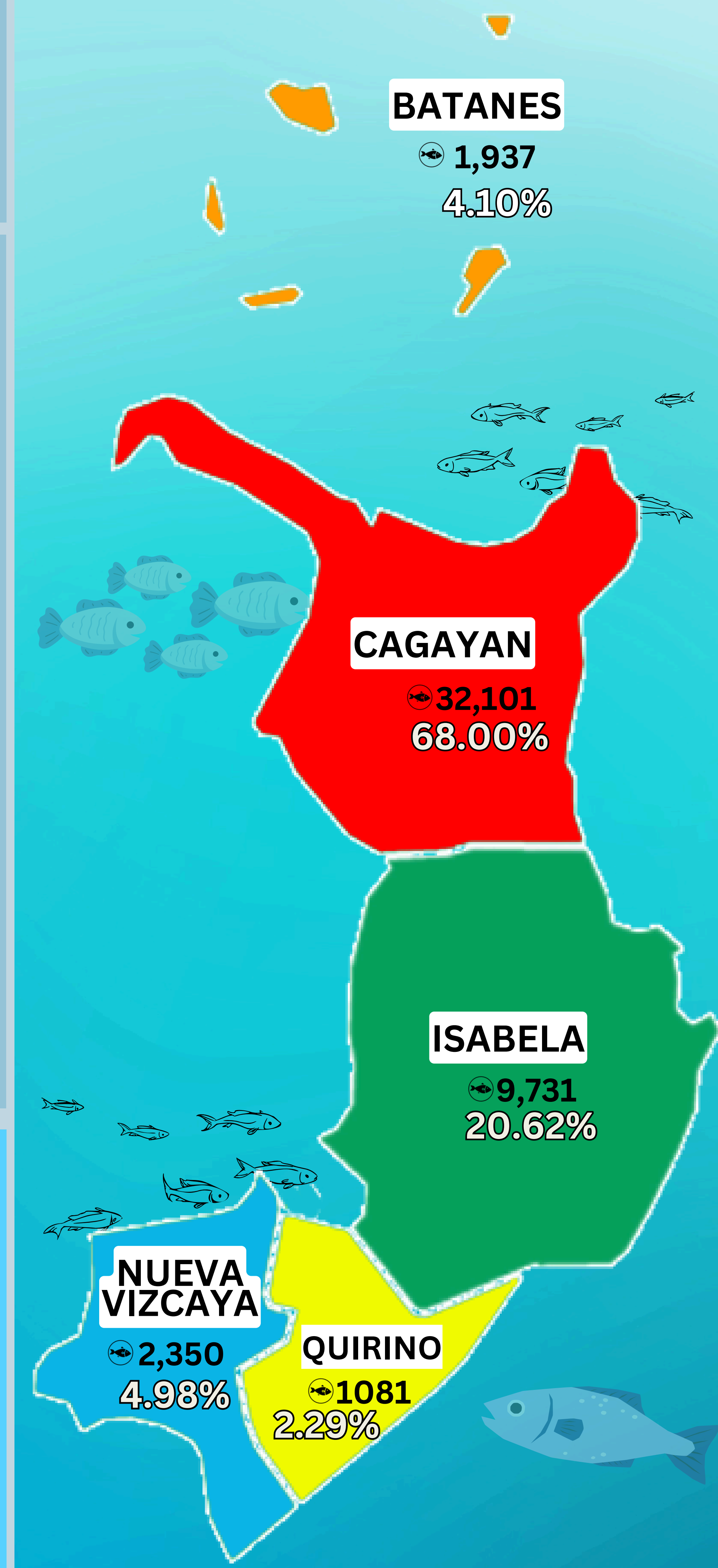


MARINE MUNICIPAL
19,070 40.40%



INLAND MUNICIPAL
8,486 18.00%

PRODUCTION BY PROVINCE AND ITS CONTRIBUTION TO TOTAL PRODUCTION



TOP PRODUCED SPECIES

Tilapia



14,137

Anchovies (Dilis)



2,181

Frigate tuna (Tulingan)



2,637

Carp



1,654

Hairtail (Espada)



1,682

Roundscad (Galunggong)




1,290

Acetes (Alamang)




823

Milkfish



737

Slipmouth (Sapsap)



648

Catfish



729

