

# 2024 OTHER CROPS PRODUCTION CAGAYAN VALLEY (in Metric Ton)


## TOTAL PRODUCTION

2024 **1,121,106**  
 2023 **1,152,777**



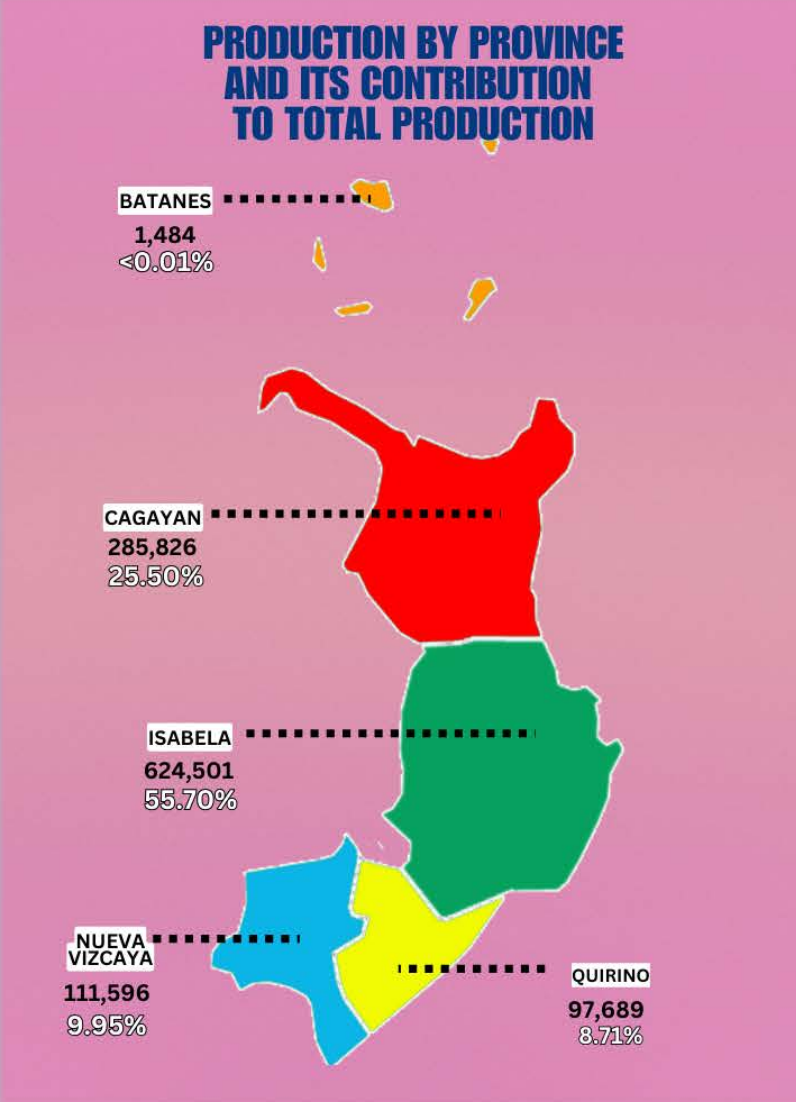
### Non-Food and Industrial Crops

**462,491** **41.25%**  
 Contribution to Total Production




#### MAJOR CROPS

<b>Sugarcane</b> 367,815	<b>Coconut</b> 83,513
<b>Tobacco</b> 10,337	<b>Cacao</b> 150
<b>Coffee</b> 676	



### Vegetables and Root Crops

**20.87%** **234,002**  
 Contribution to Total Production



<b>Cassava</b> 171,201	<b>Eggplant</b> 17,449	<b>Tomato</b> 10,822
<b>Camote</b> 10,805	<b>Onion</b> 9,320	<b>Cabbage</b> 5,929
<b>Ampalaya</b> 4,796	<b>Mongo</b> 3,057	<b>Potato</b> 623

### Fruit Crops

**424,613** **37.87%**  
 Contribution to Total Production

#### MAJOR CROPS

<b>Banana</b> 324,713	<b>Mango</b> 50,659
<b>Pineapple</b> 44,573	<b>Calamansi</b> 4,668