




FISHERIES SITUATION REPORT in ISABELA


October to December 2024^P

Reference No: IG-2025-3115



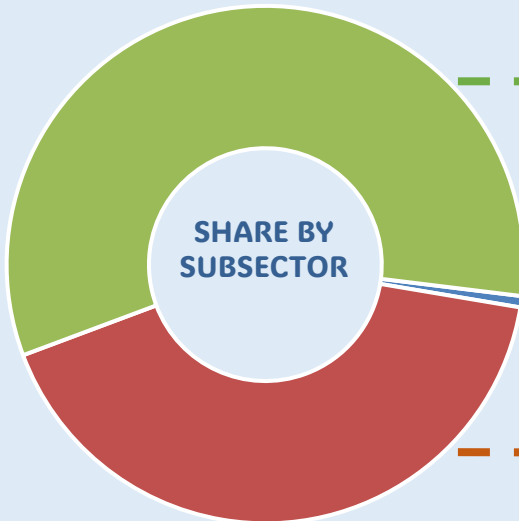
TOTAL FISHERIES
PRODUCTION

2,261.94
metric tons

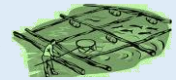


GROWTH RATE
(2024/2023)

-7.79%



57.64%
AQUACULTURE



0.71%
COMMERCIAL



41.65%
MUNICIPAL



TOP 5 MAJOR FISH SPECIES (In MetricTons)



TILAPIA

Volume of
Production
(In Metric Tons)

1,705.94



CARP

194.65



CATFISH

137.96



EEL

36.31



FRIGATE
TUNA

29.86

Growth Rate
(4th Quarter 2024/
4th Quarter 2023)

-9.37%

-10.84%

50.47%

-16.76%

-46.51%

Note: P-preliminary

Source:
<https://openstat.psa.gov.ph>



Mail us at:
isabela@psa.gov.ph



Contact us at:
(075) 323-0718



Visit us at:
2nd Floor, LSP Bldg., Alibagu
City of Ilagan, Isabela