

# AQUACULTURE SITUATION REPORT in ISABELA


## July to September 2024

Reference No: IG-2025-3105



**TOTAL AQUACULTURE PRODUCTION**

**1,507.73**  
Metric Tons



**GROWTH RATE**  
(2024/2023)

**13.29%**



### SMALL FARM RESERVOIR

Percent Share **0.21%**

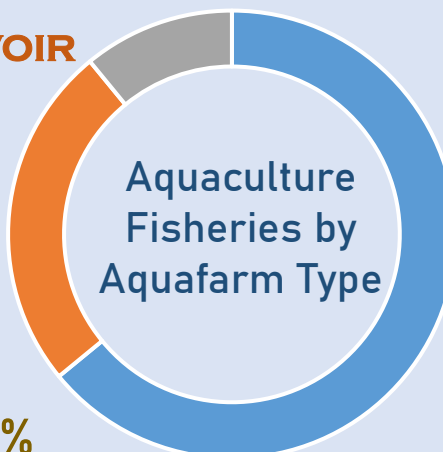
Production **3.16 MT**



### FISHCAGE

Percent Share **5.92%**

Production **89.22 MT**



### FISHPOND

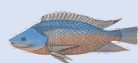
Percent Share **93.87%**

Production **1,415.36 MT**

## PRODUCTION OF SELECTED SPECIES

(IN METRIC TONS)

Fishpond      Fishcage      Small Farm Reservoir



**TILAPIA**

**1,351.64**

**89.22**

**2.70**



**CATFISH**

**61.52**

**-**

**0.11**



**CARP**

**0.25**

**-**

**0.18**