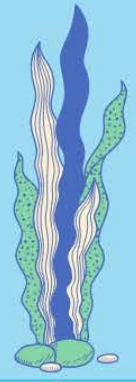


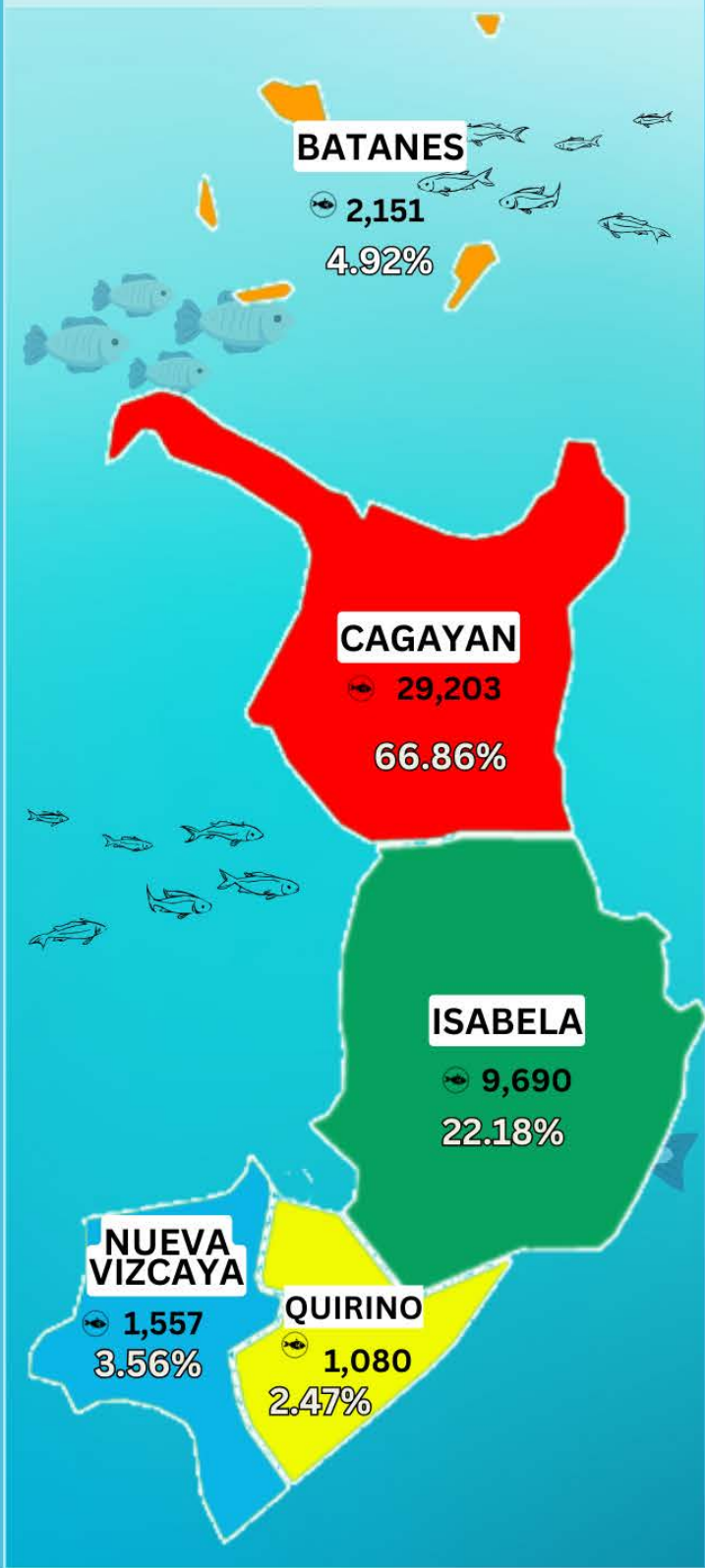
# 2024 FISHERIES PRODUCTION CAGAYAN VALLEY (in Metric Ton)

## TOTAL PRODUCTION

2024 43,681  
2023 47,200







## PRODUCTION BY PROVINCE AND ITS CONTRIBUTION TO TOTAL PRODUCTION



## PRODUCTION BY SUB-SECTOR AND ITS CONTRIBUTION TO TOTAL PRODUCTION



	<b>COMMERCIAL</b>	3,245	7.43%
	<b>AQUACULTURE</b>	14,857	34.01%
	<b>MARINE MUNICIPAL</b>	17,446	39.94%
	<b>INLAND MUNICIPAL</b>	8,133	18.62%

