

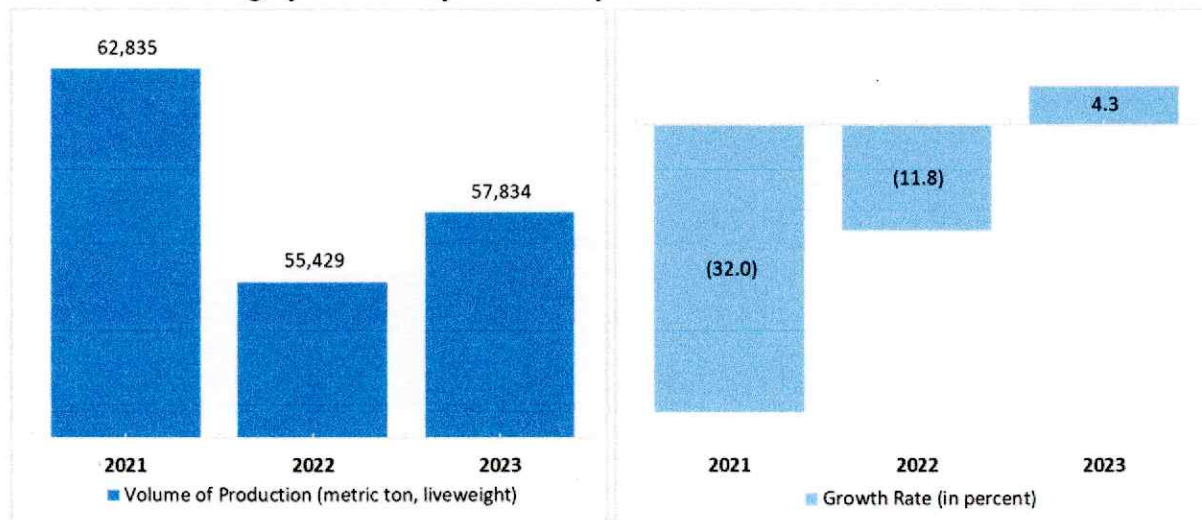
# SPECIAL RELEASE

## Cagayan Valley's Livestock Production Increased by 4.3 Percent in 2023

Date of Release: 06 June 2024  
Reference No. 2024-024

The total volume of livestock production in Cagayan Valley from January to December 2023 was estimated at 57,834 metric tons, liveweight. This indicates an increase of 4.3 percent from the previous year's volume of production of 55,429 metric tons, liveweight. (Figure 1)

Figure 1. Volume and Annual Growth Rate of Livestock Production  
Cagayan Valley: January to December 2021-2023



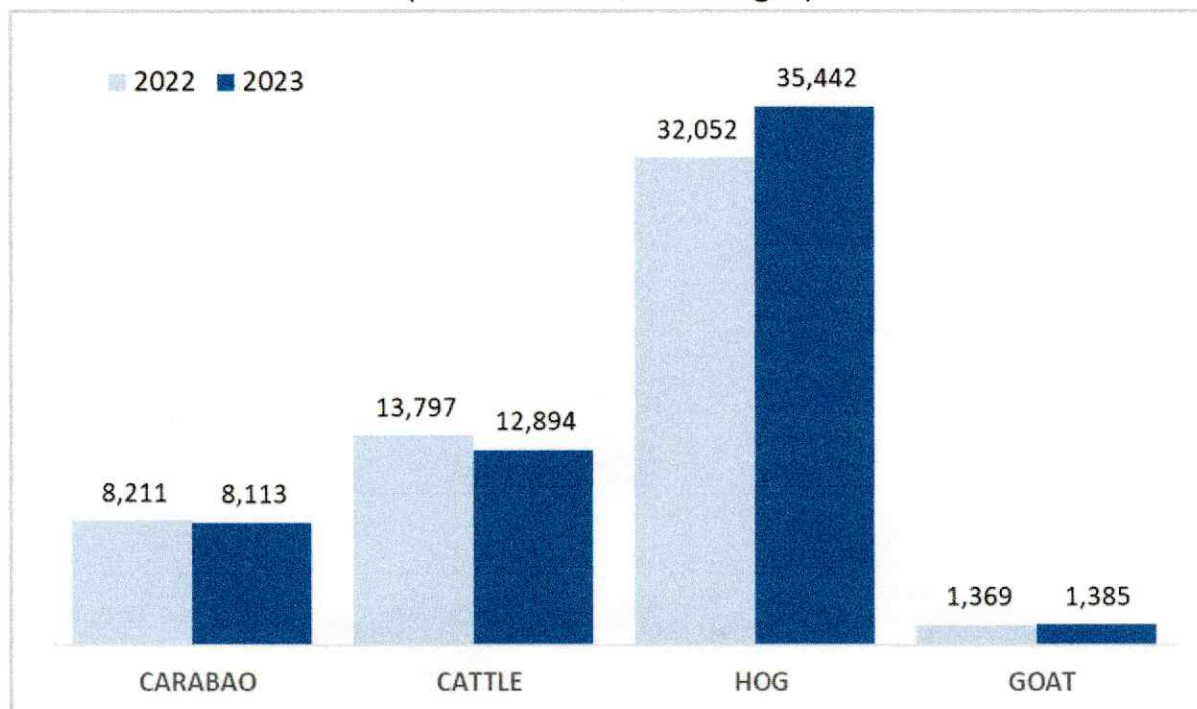
Sources: Philippine Statistics Authority, Backyard Livestock and Poultry Survey (BLPS), and Commercial Livestock and Poultry Survey (CLPS)

During the period, hog and goat contributed to the growth of the livestock production in the region. Hog production grew by 10.6 percent as it recorded an output of 35,442 metric tons, liveweight in 2023 from 32,052 metric tons, liveweight in 2022. Meanwhile, goat production was higher by 1.2 percent than the previous year's output of 1,369 metric tons, liveweight. (Figure 2)



By animal type, hog was the top produced commodity with 35,442 metric tons, liveweight or 61.3 percent share to the region's total livestock output. This was followed by cattle, carabao and goat with 12,894, 8,113 and 1,385 metric tons, liveweight, respectively. (Figure 2)

Figure 2. Volume of Livestock Production by Animal Type  
Cagayan Valley: January to December 2022-2023  
(in metric ton, liveweight)

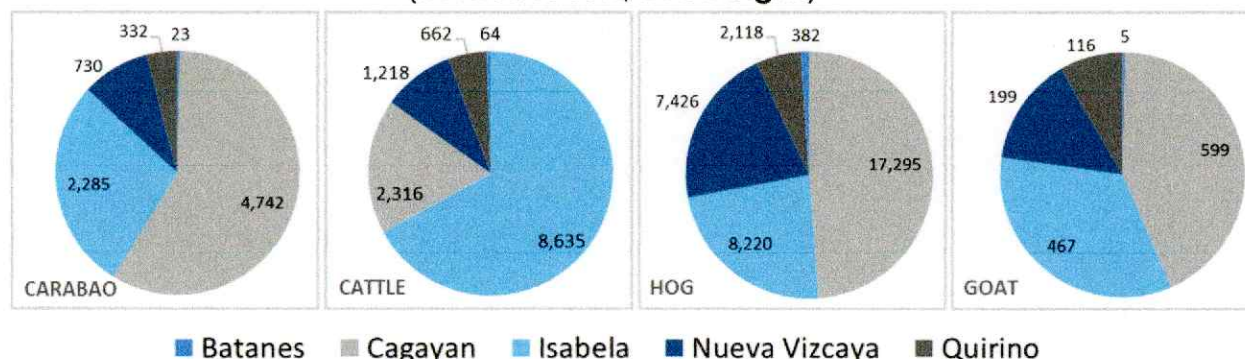


Sources: Philippine Statistics Authority, BLPS and CLPS

In 2023, Cagayan Province emerged as the major key player in the production of livestock across provinces within the region. The province contributed the highest share in various animal types: carabao, hog, and goat. Carabao production in Cagayan totaled 4,742 metric tons, liveweight representing 58.4 percent share of the total. Similarly, the province contributed 17,295 metric tons of hogs, liveweight, capturing a notable 48.8 percent share, and 599 metric tons of goats, liveweight, translating to a 43.2 percent share.

On the other hand, Isabela Province made a substantial contribution to the regional cattle production. Its output of 8,635 metric tons, liveweight, accounted for 67.0 percent share of the total cattle production in the region. (Figure 3)

Figure 3. Volume of Livestock Production by Province and Animal Type  
Cagayan Valley: January to December 2023  
(in metric ton, liveweight)



Sources: Philippine Statistics Authority, BLPS and CLPS

As of 01 January 2024, the total carabao inventory reached 207,709 heads. This indicates a decrease of 1.2 percent from the previous year's same period count of 210,264 heads. About 98.1 percent of the region's carabao population during the period came from smallhold farms, while the remaining 1.7 percent and 0.2 percent were comprised of semi-commercial farms and commercial farms, respectively.

For cattle, inventory was 167,095 heads beginning January 1, 2024. This was 7.8 percent lower compared with the previous year's inventory of 181,274 heads. About 77.5 percent of the cattle population of the region came from smallhold farms, while 21.5 percent and 1.0 percent were from semi-commercial and commercial farms, respectively.

On the other hand, total swine population as of the first day of 2024 was estimated at 161,391 heads, a decline of 3.5 percent from the 2023 level. About 98.4 percent of the region's swine population came from smallhold farms, while the remaining 1.2 percent and 0.4 percent were from commercial and semi-commercial farms, respectively.

Meanwhile, goat's latest inventory as of January 1, 2024 stood at 97,180 heads, 3.3 percent higher than 2023 count. About 99.1 percent of the region's goat population came from smallhold farms, while semi-commercial and commercial farms contributed 0.4 percent and 0.6 percent, respectively. (Table 1)

Table 1. Livestock Inventory by Animal and Classification<sup>1</sup>, Cagayan Valley: as of January 1, 2023-2024

Animal Type/ Farm Type	Number of Head		Percent Change
	2023	2024	
<i>Carabao</i> <sup>1</sup>	210,264	207,709	(1.2)
Smallhold	208,237	203,734	
Semi-Commercial	1,464	3,581	
Commercial	563	394	
<i>Cattle</i> <sup>1</sup>	181,274	167,095	(7.8)
Smallhold	135,650	129,429	
Semi-Commercial	42,885	35,921	
Commercial	2,739	1,745	
<i>Swine</i> <sup>2</sup>	167,316	161,391	(3.5)
Smallhold	163,563	158,806	
Semi-Commercial	3,000	1,928	
Commercial	753	657	
<i>Goat</i> <sup>1</sup>	94,100	97,180	3.3
Smallhold	93,867	96,271	
Semi-Commercial	233	374	
Commercial	-	535	

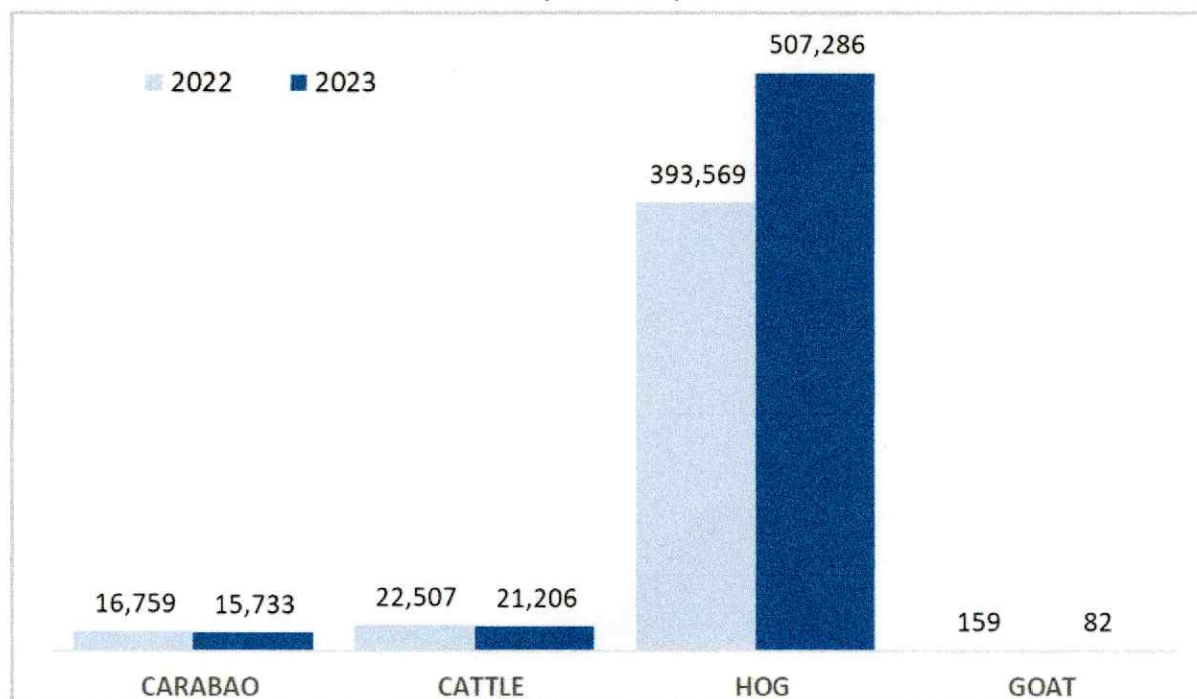
<sup>1</sup> – Based on new classification of animals per PSA Board Resolution No. 04, series of 2022 dated 13 May 2022

<sup>2</sup> – Based on new classification of animals per PSA Board Resolution No. 011, series of 2023 dated 29 June 2023

Sources: Philippine Statistics Authority, BLPS and CLPS

Among animals slaughtered in slaughterhouses in 2023, hogs notably recorded an increment, with an increase from 393,569 heads in 2022 to 507,286 heads in 2023, marking a rise of 28.9 percent. Conversely, goats experienced the most substantial decline, dropping by 48.4 percent from 159 heads to 82 heads. Carabaos followed with a decrease of 6.1 percent, from 16,759 heads to 15,733 heads, and cattle a decline of 5.8 percent, decreasing from 22,507 heads to 21,206 heads. (Figure 4)

Figure 4. Animals Slaughtered in Slaughterhouses  
Cagayan Valley: January to December 2023  
(in head)



Sources: Philippine Statistics Authority, BLPS and CLPS

In terms of farmgate prices, the average farmgate price in backyard farms of carabao, cattle, goat and hog (upgraded) for slaughter in 2023 were quoted at PhP144.93, PhP162.25, PhP226.08 and PhP166.79 per kilogram, liveweight, respectively. Highest farmgate prices during the period were noted in December for carabao, August for cattle, July for goat and June for hog.

Notably, annual prices of all commodities went down by 21.2 percent, 11.9 percent, 8.2 percent and 16.1 percent for carabao, cattle, goat and hogs (upgraded) for slaughter, respectively. (Table 2)

Table 2. Monthly Average Farmgate (Backyard Farm) Price by Animal Type, Cagayan Valley: January to December 2022-2023

Month	Carabao for Slaughter		Cattle for Slaughter		Goat for Slaughter		Hogs Upgraded for Slaughter	
	2022	2023	2022	2023	2022	2023	2022	2023
January	248.18	125.00	134.38	170.43	..	242.66	207.03	172.66
February	240.90	138.44	171.98	164.93	174.45	231.12	202.40	177.24
March	257.65	140.88	161.09	132.84	166.67	240.01	211.35	175.27

Month	Carabao for Slaughter		Cattle for Slaughter		Goat for Slaughter		Hogs Upgraded for Slaughter	
	2022	2023	2022	2023	2022	2023	2022	2023
April	..	120.48	291.31	134.32	333.33	227.98	218.37	174.71
May	157.21	137.50	230.52	177.43	253.42	234.07	225.42	179.81
June	281.25	142.52	200.00	144.15	305.48	215.23	224.54	179.96
July	150.00	154.12	167.49	151.73	237.93	260.28	192.04	163.69
August	118.50	154.47	163.13	187.12	284.90	218.35	189.99	160.48
September	..	159.80	177.53	173.53	283.62	228.17	192.10	159.71
October	127.27	154.21	170.57	170.94	208.52	214.90	172.02	152.43
November	131.50	151.93	172.09	172.98	226.86	193.96	173.79	149.99
December	126.94	159.86	171.16	166.64	235.07	206.30	175.94	155.59

.. data not available

Sources: Philippine Statistics Authority, Farm Prices Survey, BLPS

In commercial farms, the average farmgate prices of carabao, cattle, goat and hog (upgraded) for slaughter in 2023 were PhP143.27, PhP148.24, PhP280.12 and PhP164.48 per kilogram, liveweight, respectively. During the period, highest farmgate prices were noted in December for carabao, July for cattle, June for goat, and May for hogs (upgraded) for slaughter.

Similar trend with prices in backyard farms, annual prices of carabao and hogs (upgraded) for slaughter declined by 14.0 percent and 14.1 percent, respectively. On the other hand, annual prices of cattle and goat for slaughter grew by 4.3 percent and 18.3 percent, respectively. (Table 3)

Table 3. Monthly Average Farmgate (Commercial Farm) Price by Animal Type, Cagayan Valley: January to December 2022-2023

Month	Carabao for Slaughter		Cattle for Slaughter		Goat for Slaughter		Hogs Upgraded for Slaughter	
	2022	2023	2022	2023	2022	2023	2022	2023
January	..	122.00	225.00	147.50	..	250.00	230.00	164.02
February	..	155.00	..	140.67	..	..	..	157.94
March	..	120.87	..	139.99	..	255.00	237.57	163.48
April	189.77	150.46	120.50	149.56	..	286.86	197.74	178.12
May	240.00	145.22	177.44	134.27	..	283.33	206.85	178.15
June	241.18	150.29	120.13	146.85	..	297.50	206.81	173.57
July	147.50	139.56	..	155.54	208.00	284.48	190.00	166.41
August	117.00	133.83	120.00	154.13	215.00	288.33	170.66	158.42

Month	Carabao for Slaughter		Cattle for Slaughter		Goat for Slaughter		Hogs Upgraded for Slaughter	
	2022	2023	2022	2023	2022	2023	2022	2023
September	115.00	153.91	140.00	149.60	207.92	282.50	164.43	153.55
October	..	140.48	125.00	152.72	..	288.33	168.68	153.27
November	116.00	143.64	125.00	153.76	252.60	282.50	165.13	162.25
December	..	164.03	126.00	154.25	300.00	282.50	167.20	164.54

.. data not available

Sources: Philippine Statistics Authority, Farm Prices Survey, CLPS

**ENGR. GIRME M. BAYUCAN**  
 (Chief Statistical Specialist)  
 Officer-in-Charge, PSA RSSO II

//EMDP/MLLP