


Date of Release: 26 May 2025

Reference No. 2025-LS-SR-010

SPECIAL RELEASE

Livestock Situation Report in Quirino Province 1st Quarter 2025



The livestock sector in Quirino Province continues to play a pivotal role in the region's agricultural economy, providing essential livelihoods for rural communities and contributing to food security. In the first quarter of 2025, the province has witnessed significant developments aimed at enhancing livestock production and sustainability.

Table 1. Livestock Volume of Production (mt) and Inventory (in heads)

LIVESTOCK	VOLUME OF PRODUCTION (MT)		INVENTORY (IN HEADS)	
	2024	2025	2024	2025
Carabao	81.65	90.24	21,3	21,333
Cattle	134.71	113.21	12,222	11,753
Swine	466.05	597.05	11,598	34,509
Goat	29.94	32.39	13,377	13,474
Sheep	0.09	1.36	2,727	3,596

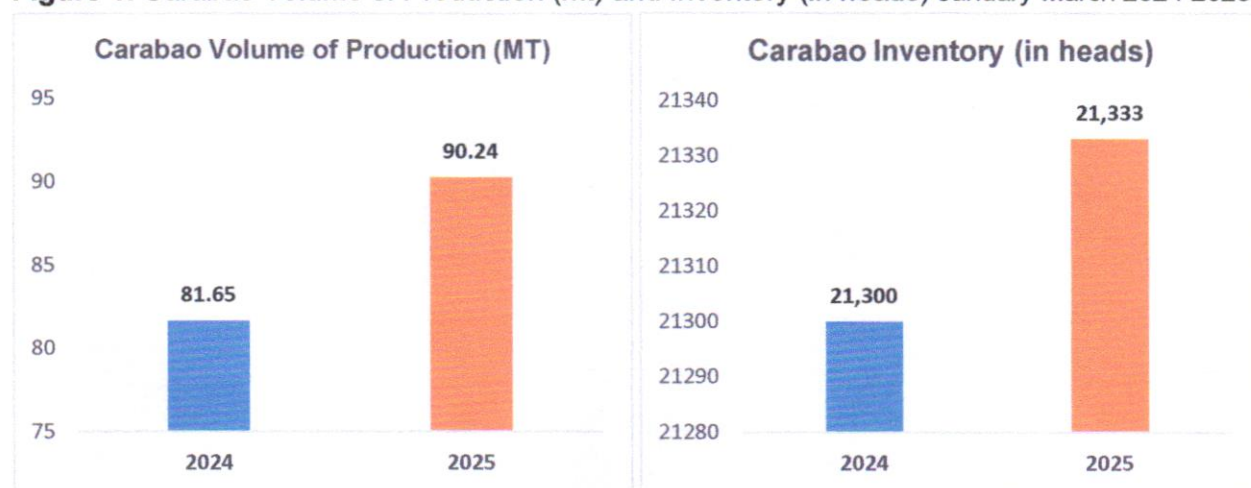
Source: Philippine Statistics Authority (PSA), Livestock (openstat.psa.gov.ph)

In the first quarter of 2025, the livestock sector in Quirino Province exhibited mixed trends across various animal types in terms of production volume.

Carabao Production and Inventory

Carabao production for the 1st quarter 2025 increased to 90.24 metric tons, up from 81.65 metric tons (MT) in 2024 (Table 1, Figure 1). This growth is attributed to the rising demand both within and outside the province. Supporting this growth, the carabao inventory also showed a slight increase, reaching 21,333 heads as of March 31, 2025, compared to 21,300 heads in the same period of 2024 (Table 1, Figure 1). The expanded herd size has contributed to the higher production volume, ensuring a stable supply to meet market needs.

Figure 1. Carabao Volume of Production (mt) and Inventory (in heads) January-March 2024-2025



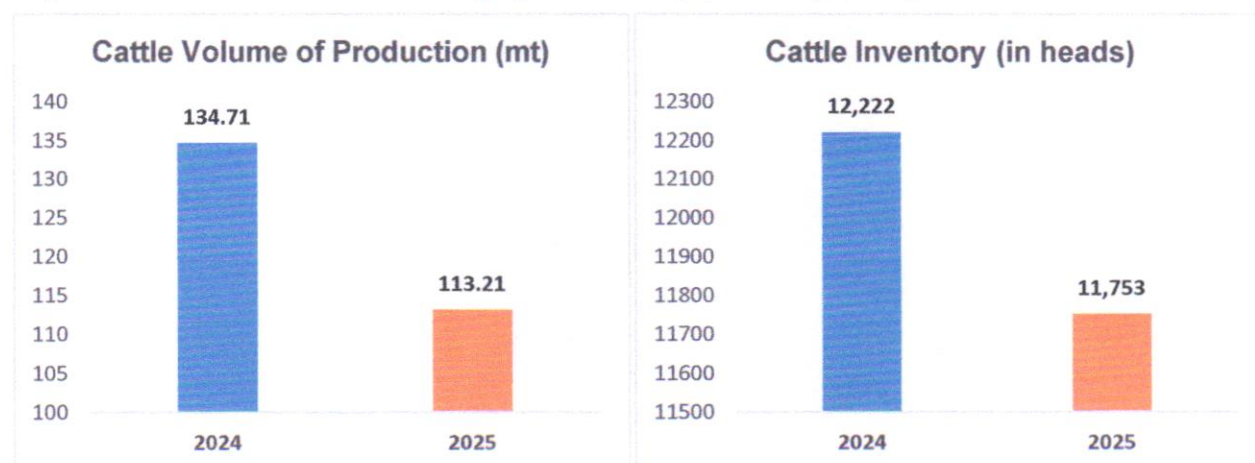
Source: Philippine Statistics Authority (PSA), Livestock (openstat.psa.gov.ph)

Cattle Production and Inventory

Cattle production dropped to 113.21 metric tons (MT) in the first quarter of 2025, down from 134.71 MT in 2024 (Table 1, Figure 1), as fewer animals were available for slaughter. This decrease was primarily due to limited stocks available for slaughter, resulting from the continuous disposition of animals with lower live weight.

Correspondingly, the cattle inventory as of March 31, 2025 dropped from 11,753 heads to 12,222 heads in the same period of 2024 (Table 1, Figure 2), reflecting the reduction in available animals for meat production.

Figure 2. Cattle Volume of Production (mt) and Inventory (in heads) January-March 2024-2025

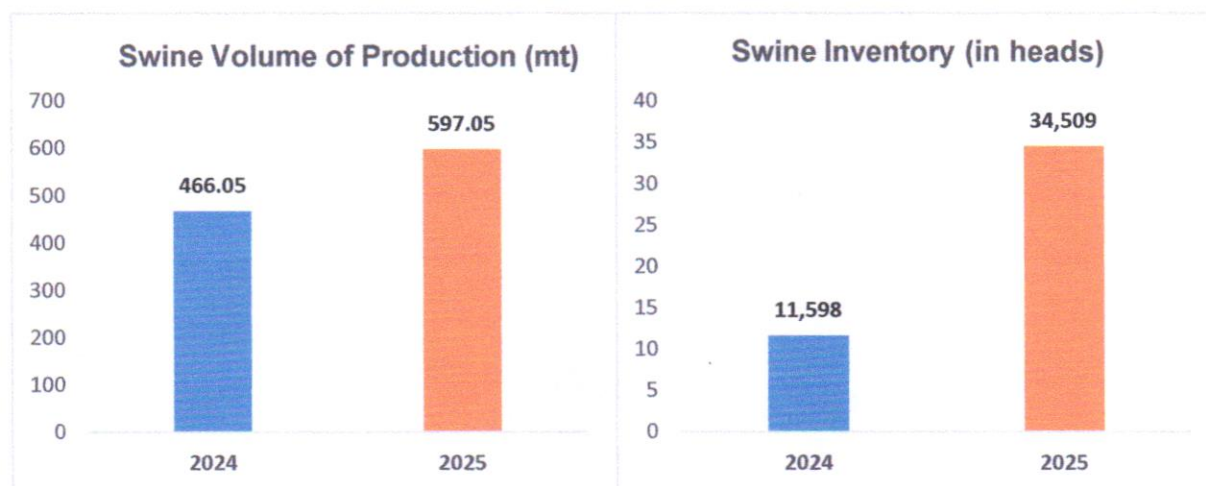


Source: Philippine Statistics Authority (PSA), Livestock (openstat.psa.gov.ph)

Swine Production and Inventory

Swine production showed a significant increase in the first quarter of 2025 to 597.05 metric tons (MT) from 466.05 metric tons (MT) in 2024 (Table 1, Figure 3). This growth is largely attributed to the availability of stocks ready for slaughter and the increasing demand from markets outside the province. Supporting this upward trend, the swine inventory grew substantially to 34,509 heads as of March 31, 2025 from 11,598 heads in the same period of 2024 (Table 1, Figure 3), indicating improved supply conditions and herd expansion efforts.

Figure 3. Swine Volume of Production (mt) and Inventory (in heads) January-March 2024-2025

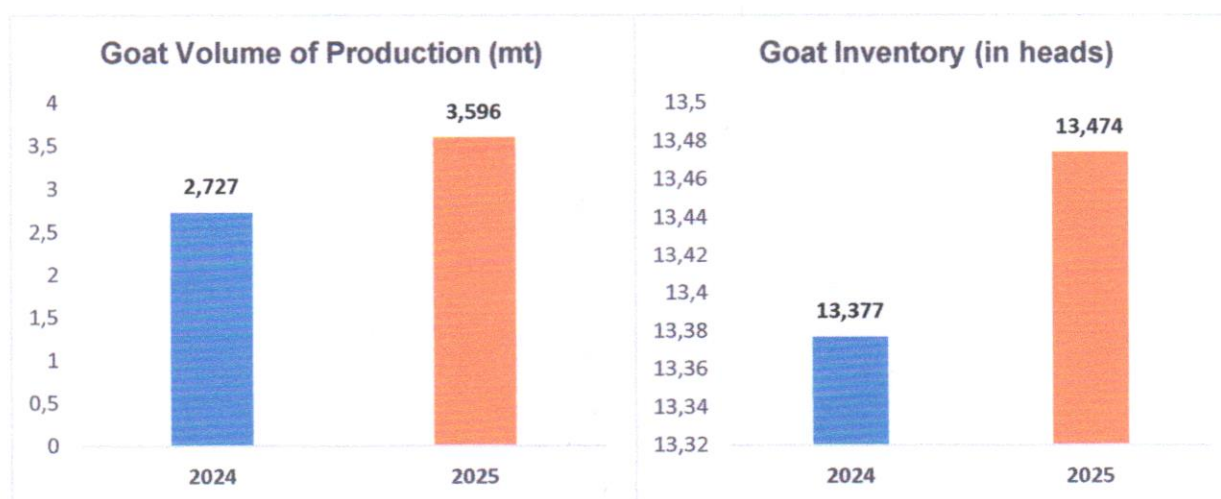


Source: Philippine Statistics Authority (PSA), Livestock (openstat.psa.gov.ph)

Goat Production and Inventory

Goat production increased to 32.39 metric tons in the first quarter of 2025, up from 29.94 metric tons in 2024 (Table 1, Figure 4). This growth was supported by a slight rise in inventory, which increased to 13,474 heads as of March 31, 2025, from 13,377 heads in the same period of 2024 (Table 1, Figure 4), indicating a stable supply of goats available for slaughter.

Figure 4. Goat Volume of Production (mt) and Inventory (in heads) January-March 2024-2025

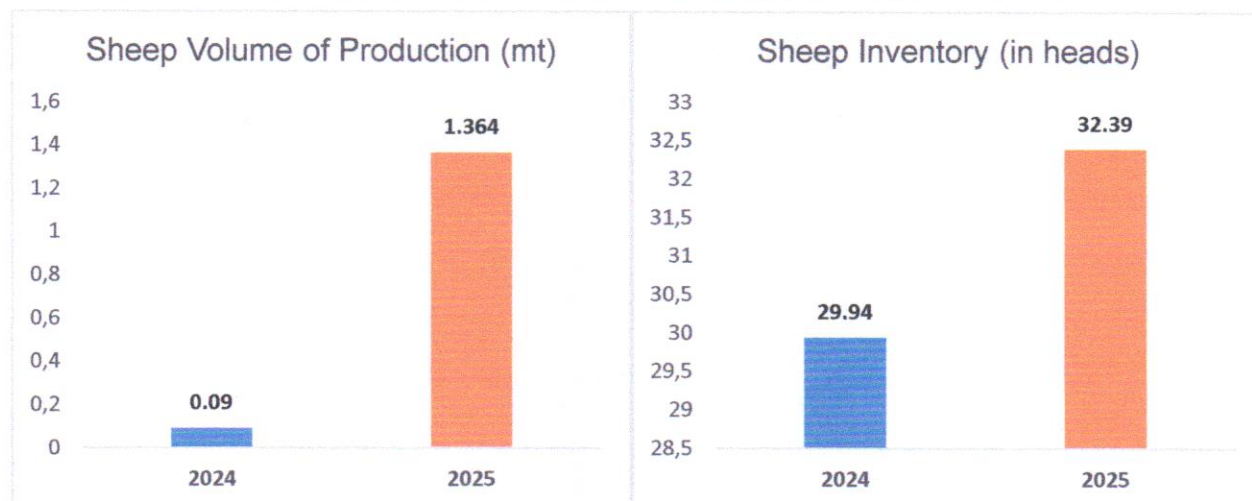


Source: Philippine Statistics Authority (PSA), Livestock (openstat.psa.gov.ph)

Sheep Production and Inventory

Sheep production increased significantly in the first quarter of 2025, rising to 1.36 metric tons from 0.09 metric tons in 2024 (Table 1, Figure 5). This growth was attributed to a higher number of slaughter-ready animals. Additionally, the sheep inventory rose to 3,596 heads as of March 31, 2025, up from 2,727 heads in the same period of 2024 (Table 1, Figure 5).

Figure 5. Sheep Volume of Production (mt) and Inventory (in heads) January-March 2024-2025



Source: Philippine Statistics Authority (PSA), Livestock (openstat.psa.gov.ph)

Definition of Terms

Animal Inventory (also Animal Population) – the actual number of animals (in head) present in the farm as of a specific reference date regardless of ownership.

Livestock – farm animals kept or raised for consumption and work. For purposes of census and surveys, livestock covers only those that are tended and raised by the household.

Carabao – a local term for water buffalo. It is a domesticated livestock characterized by its heavy built, low and wide body used in farms as draft animal and also suitable for milk production.

Cattle – a general term for domesticated bovine animals held as property or raised for use.

Goat – a domesticated hollow-horned ruminant mammal raised in farms.
Goat is locally termed as kambing, kalding, and kanding.

Sheep – an animal of Genus Ovis related to but stockier than goats.

Swine – a domesticated animal characterized by a stout body, short legs with a long mobile snout and is commonly known as pig. This includes foreign breed, domestic wild pigs (baboy damo), and native breeds such as Q-Black, Markaduke, Sinirangan, ISUbela, Benguet, and Yookah.

Volume of Production – the number of tended/raised animals disposed for slaughter/dressing including animals shipped-out for slaughter/dressing (in “head/bird” and in “liveweight equivalent”).

Approved for Release:



ENGR. CHERRY GRACE D. AGUSTIN
Chief Statistical Specialist