

SPECIAL RELEASE

FEBRUARY 2025 Civil Registration Updates in Nueva Vizcaya

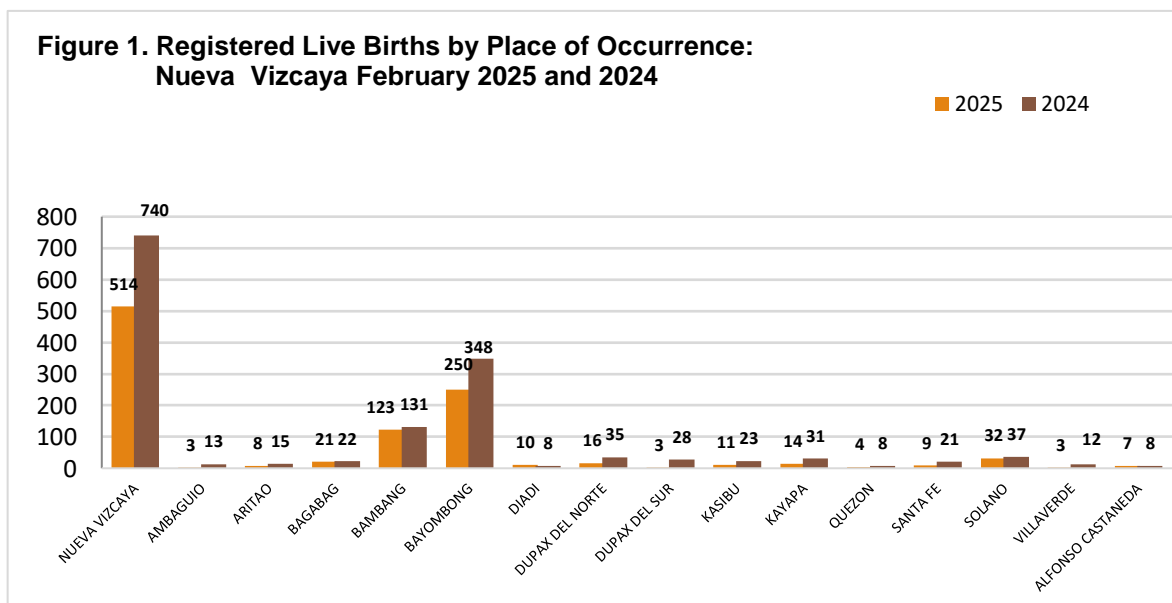
Date of Release: 25 March 2025

Reference No. SR202550 - 11

Registered Live Births in Nueva Vizcaya decreased in February 2025

In February 2025, a total of 514 live births were registered in Nueva Vizcaya. It is a decrease of 43.97 percent in the registered live births compared to the same month in 2024 with 740 registered live births. As shown in Figure 1, the highest number of registered births in January 2025 was recorded in the municipality of Bayombong with a total of 250 which contributed 48.64 percent of the total registered births in the province. The municipality of Bambang followed with a total of 123 at 23.93 percent, the municipality of Solano also followed with a total of 32 which is 6.22 percent contribution to the registered live births of the province

The municipalities with the least number of registered live births in February 2025 were recorded in Ambaguio, Dupax del Sur and Villaverde with 3 registered births each; Quezon with 4 registered births; Alfonso Castañeda with 7 registered live births.



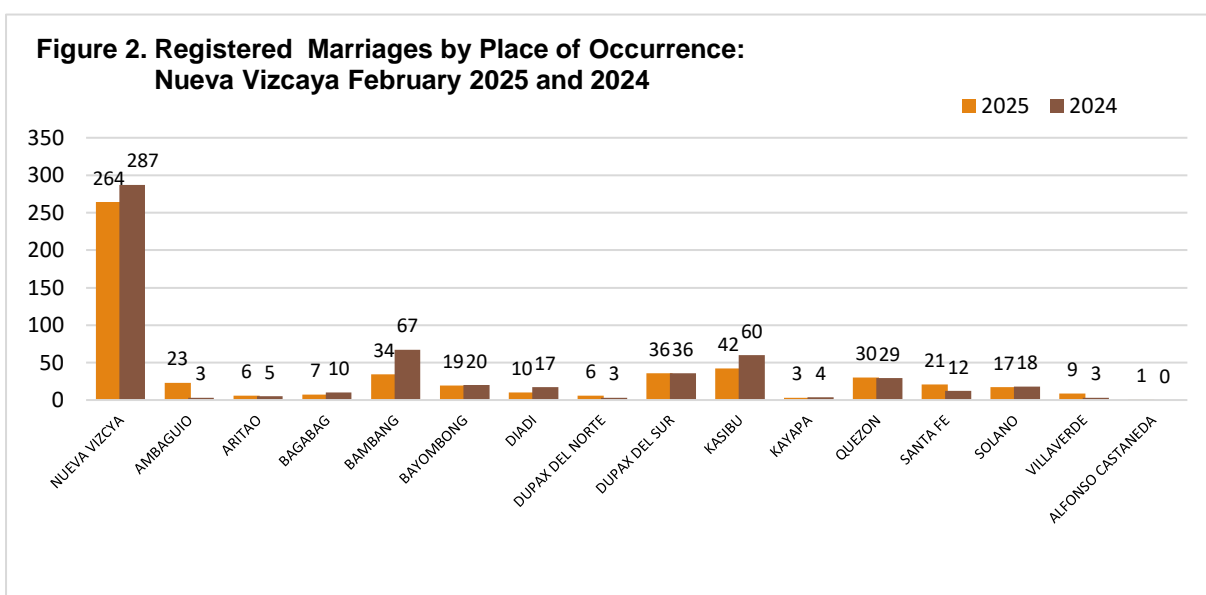
Source: DVSS Monthly Report



The Registered Marriages of Nueva Vizcaya decreased in February 2025

There were 264 registered marriages in the province in February 2025 compared to 287 registered marriages in the same month of 2024. In Figure 2, the graph shows a decrease of 8.71 percent of registered marriages. The municipality with the most registered marriages were Kasibu with 42 registered marriages; Dupax del Sur with 36 registered marriages; Bambang with 34 registered marriages.

The municipalities with the least registered marriages in February 2025 were Alfonso Castañeda with 1 registered marriage; Kayapa with 3 registered marriages; Aritao and Dupax del Norte with 6 registered marriages each.

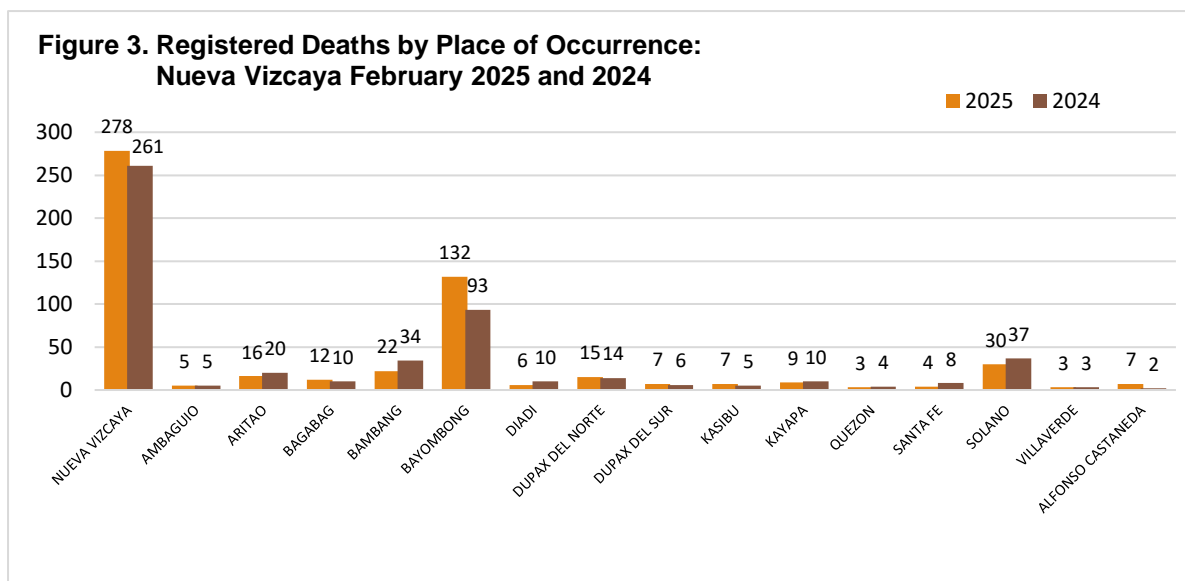


Source: DVSS Monthly Report

Registered Deaths in Nueva Vizcaya increased in February 2025

In February 2025, a total of 278 deaths were registered in Nueva Vizcaya. It is an increase of 6.12 percent of registered deaths compared to the same month of 2024 with 261 registered deaths. As shown in Figure 3, the highest number of registered deaths in February 2025 were recorded in the municipality Bayombong with a total of 132 which contributed 47.48 percent of the total registered deaths in the province. The municipality of Solano followed with a total of 30 at 10.79 percent each and the municipality of Bambang with a total of 22 which is 7.91 percent contribution to the registered deaths of the province.

The municipalities with the least number of registered deaths in February 2025 were Quezon and Villaverde with 3 registered deaths each; Santa Fe with 4 registered deaths; Ambaguio with 5 registered deaths.



Source: DVSS Monthly Report

Table 1: Number of Registered Documents by Place of Occurrence in February 2025

	BIRTH	MARRIAGE	DEATH
NUEVA VIZCAYA	514	264	278
AMBAGUIO	3	23	5
ARITAO	8	6	16
BAGABAG	21	7	12
BAMBANG	123	34	22
BAYOMBONG (Capital)	250	19	132
DIADI	10	10	6
DUPAX DEL NORTE	16	6	15
DUPAX DEL SUR	3	36	7
KASIBU	11	42	7
KAYAPA	14	3	9
QUEZON	4	30	3
SANTA FE	9	21	4
SOLANO	32	17	30
VILLAVERDE	3	9	3
ALFONSO CASTANEDA	7	1	7

Source: DVSS Monthly Report



Processed application and released approved Certificate of Registration of Authority to Solemnize Marriage (CRASM).

Table 2 shows that six (6) applications for CRASM were received and eleven (11) CRASMs were released in February 2025 compared to the same month in 2024 with four (4) applications received and five (5) CRASMs released.

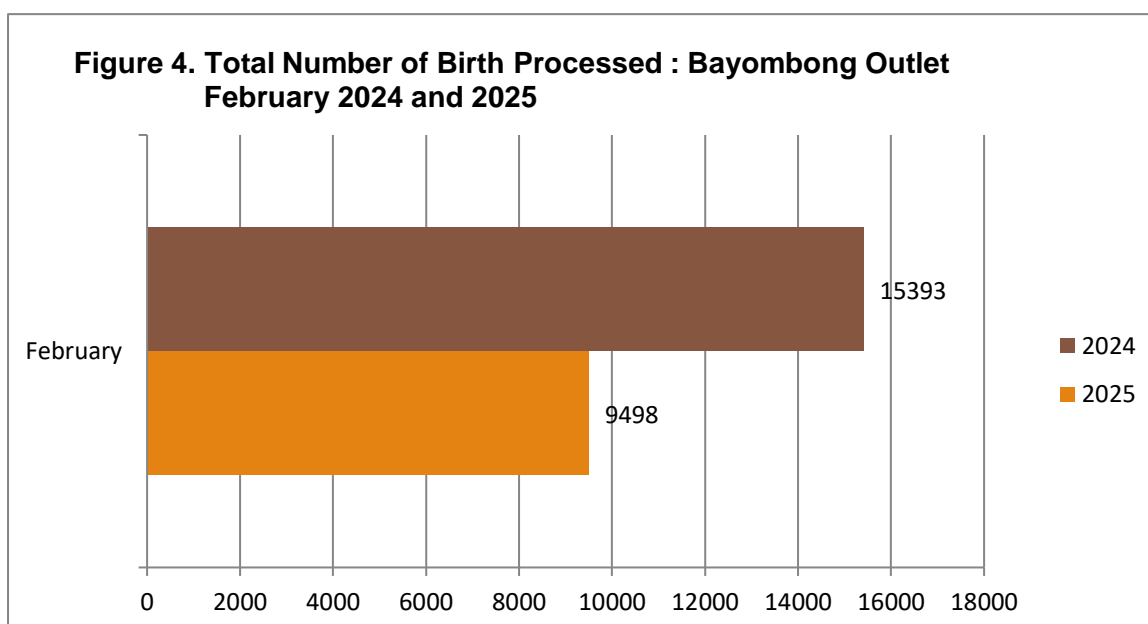
Table 2: Number of Processed Application and Released CRASM

February	Application	Released
2024	4	5
2025	6	11

CIVIL REGISTRATION SYSTEM (Census Serbilis Center)

Birth Issuances

In Figure 4, the graph shows a decrease of 62.07 percent or 5,895 in the number of processed and issued birth certificates at CRS Bayombong Outlet during the month of February 2025 which is 9,498 compared to the issued documents in February 2024 with 15,393 processed and issued birth certificates.

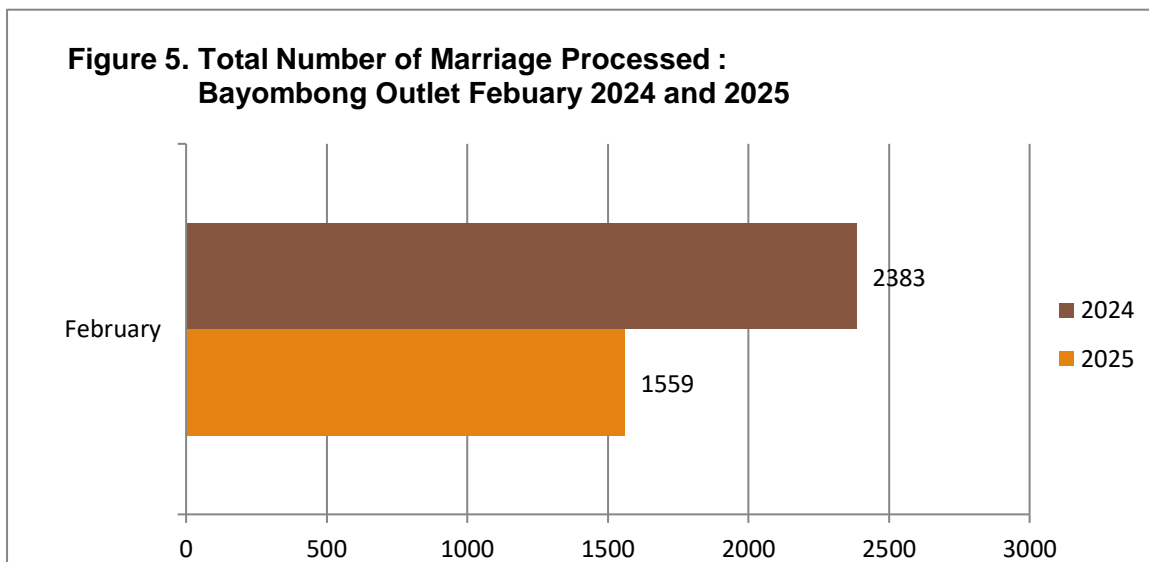


Source: CRS Operation Report



Marriage Issuances

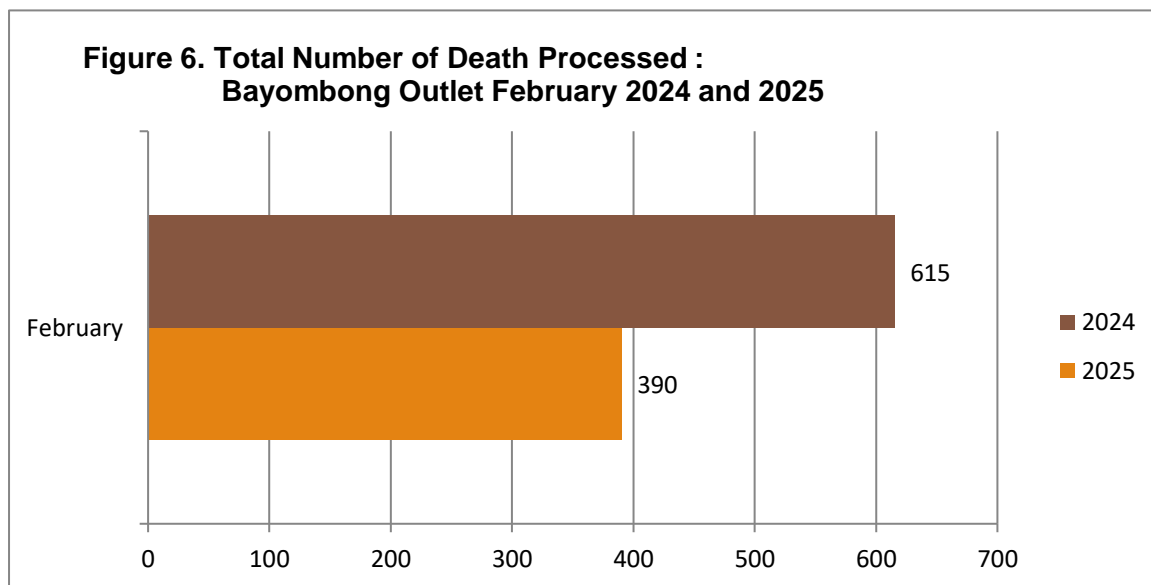
In Figure 5, the graph also shows a decrease of 52.85 percent or 824 in the number of processed and issued marriage certificates at CRS Bayombong outlet during the month of February 2025 which is 1,625 as compared to January 2024 with 2,697 processed and issued marriage certificates.



Source: CRS Operation Report

Death Issuances

In Figure 6, the graph shows a decrease of 57.69 percent or 225 in the processed and issued death certificates at CRS Bayombong outlet during the month of February 2025 with 390 as compared to February 2024 with 615 processed and issued death certificates.

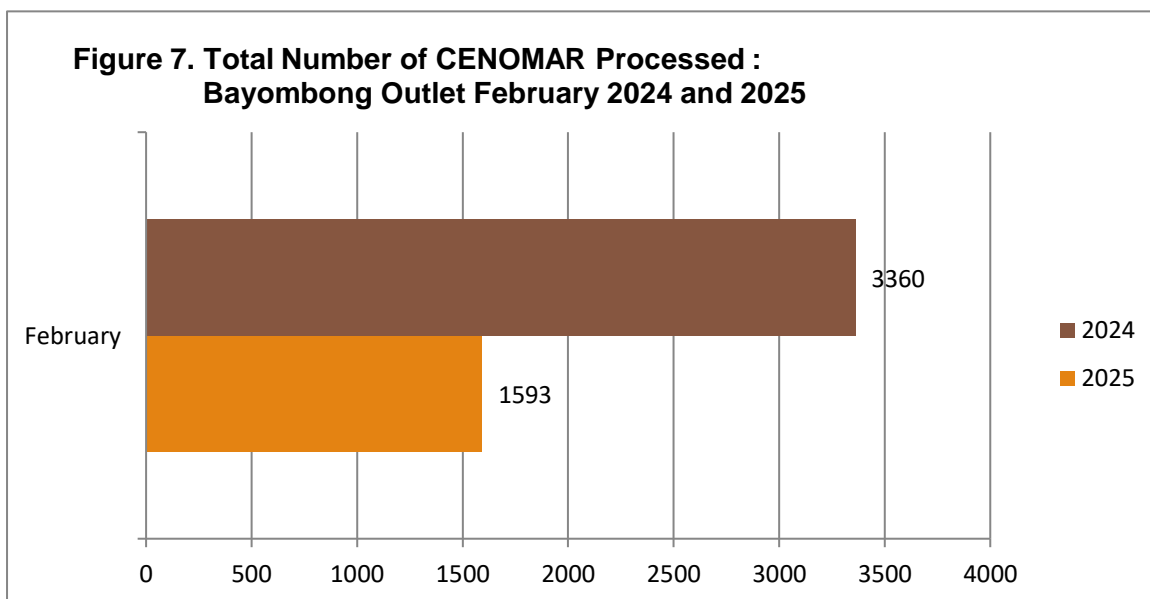


Source: CRS Operation Report



Certificate of No Marriage/ Singleness (CENOMAR/CEMAR) Issuances

In Figure 7, the graph shows a decrease of 110.92 percent or 1,767 in the processed and issued CENOMAR/CEMAR at CRS Bayombong Outlet during the month of February 2025 with 1,593 as compared to February 2024 with 3,360 processed and issued CENOMAR/CEMAR.



Source: CRS Operation Report

Cholly L. Bayon
CHOLLY L. BAYON
Chief Statistical Specialist

