



SPECIAL RELEASE

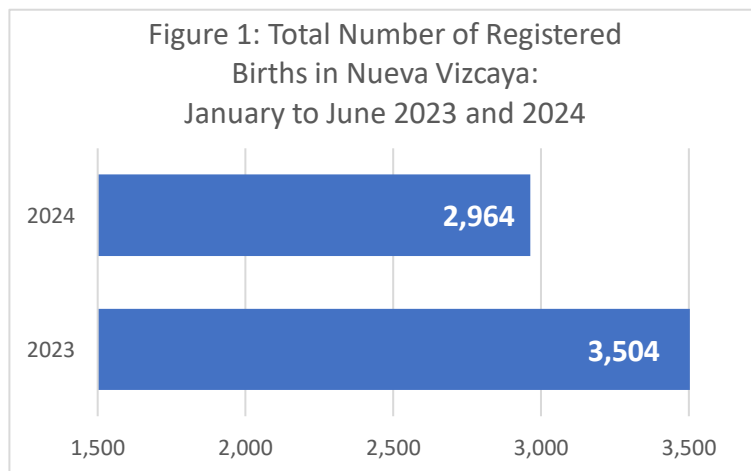
Births, Marriages, and Deaths Statistics in Nueva Vizcaya (January to June 2024)

Date of Released: February 12, 2025

Reference No.: SR202550-006

Data on the number of births, marriages, and deaths (vital events) presented were obtained at the appropriate Office of the City/Municipal Civil Registrar throughout the country and submitted for encoding to the Office of the Registrar General through the Provincial Statistics Office (PSOs) of the Philippine Statistics Authority (PSA). The information presented includes vital events that occurred from January to June 2024 based on data files received by the PSA - Civil Registration Service (CRS) from the PSOs and has undergone initial processing as of 30 November 2024. Thus, the figures presented herein are still provisional and may differ from the final count.

NUMBER OF REGISTERED BIRTHS

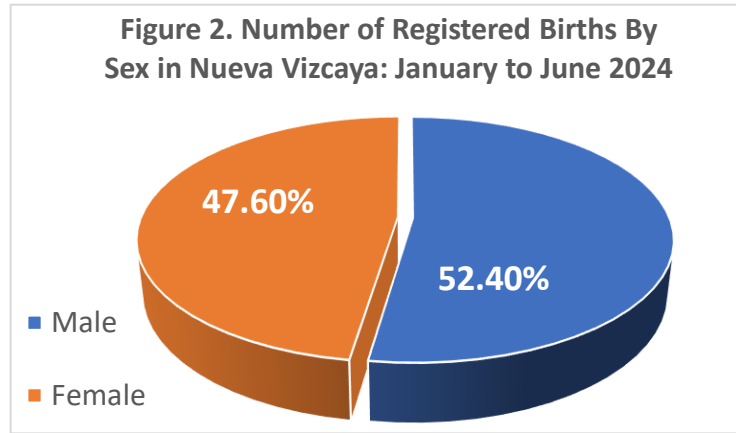


In relation with the total number of registered births, the province of Nueva Vizcaya tallied a total of 2,964 for 2024 (January to June). A decreased by 15.41 percent was observed in comparison to the 3,504 recorded births in the same time frame of year 2023. (Figure 1)

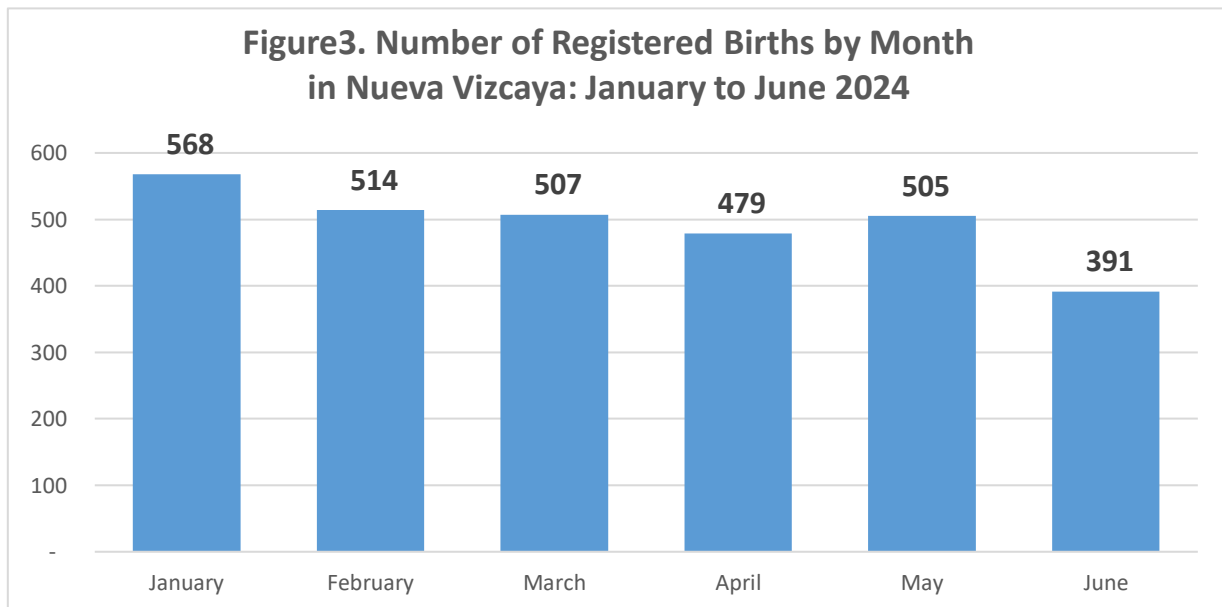
Source: Philippine Statistics Authority, Civil Registration Service, Vital Statistics Division



From the total number of registered births by sex in the province of Nueva Vizcaya for 2024 (January to June), births by Male contributed 52.40 percent while the remaining 47.60 percent was shared by female. (Figure 2)



Source: Philippine Statistics Authority, Civil Registration Service, Vital Statistics Division

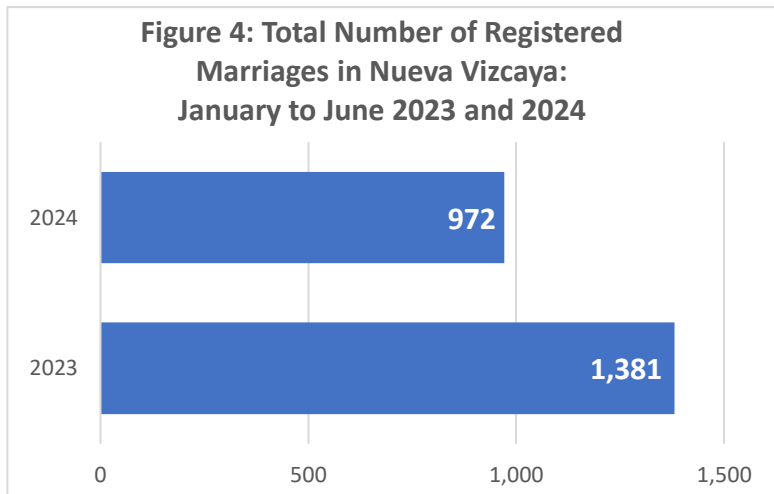


Source: Philippine Statistics Authority, Civil Registration Service, Vital Statistics Division

In terms of the total number of Registered Births by Month (January to June 2024) in the province, the month of January (568) recorded the highest births followed by the month of February (514) and March (507). On the other hand, the month of June (391) had the lowest number of registered births. (Figure 3)

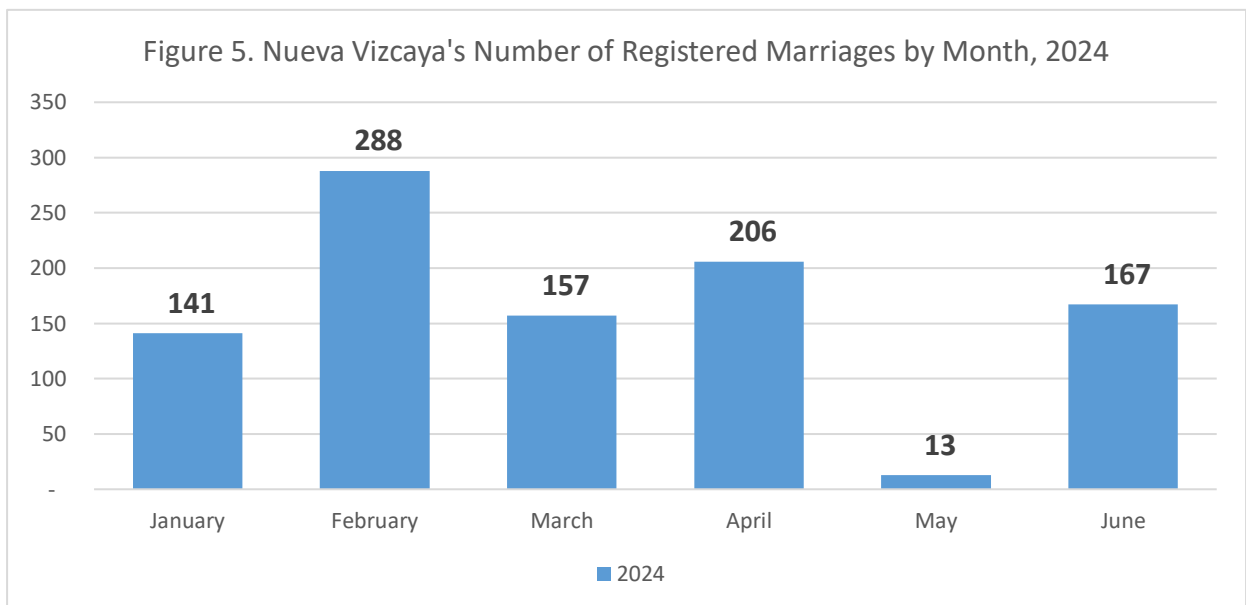


NUMBER OF REGISTERED MARRIAGES



In January to June 2024, the province of Nueva Vizcaya tallied a total number of 972 registered marriages. In comparison with the same period in year 2023, it decreased by 31.01 percent from the tallied 1,409 registered marriages. (Figure 3)

Source: Philippine Statistics Authority, Civil Registration Service, Vital Statistics Division



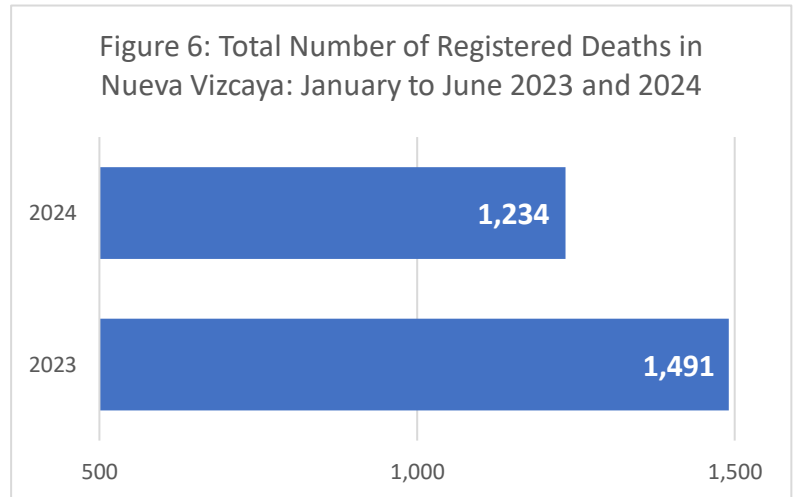
Source: Philippine Statistics Authority, Civil Registration Service, Vital Statistics Division

The month with the most recorded number of marriages in the province is February (288) followed by April (206) and June (167) as per the recorded number of registered marriages by month (January to June 2024). While the month of May (13) had the least registered marriages. (Figure 5)

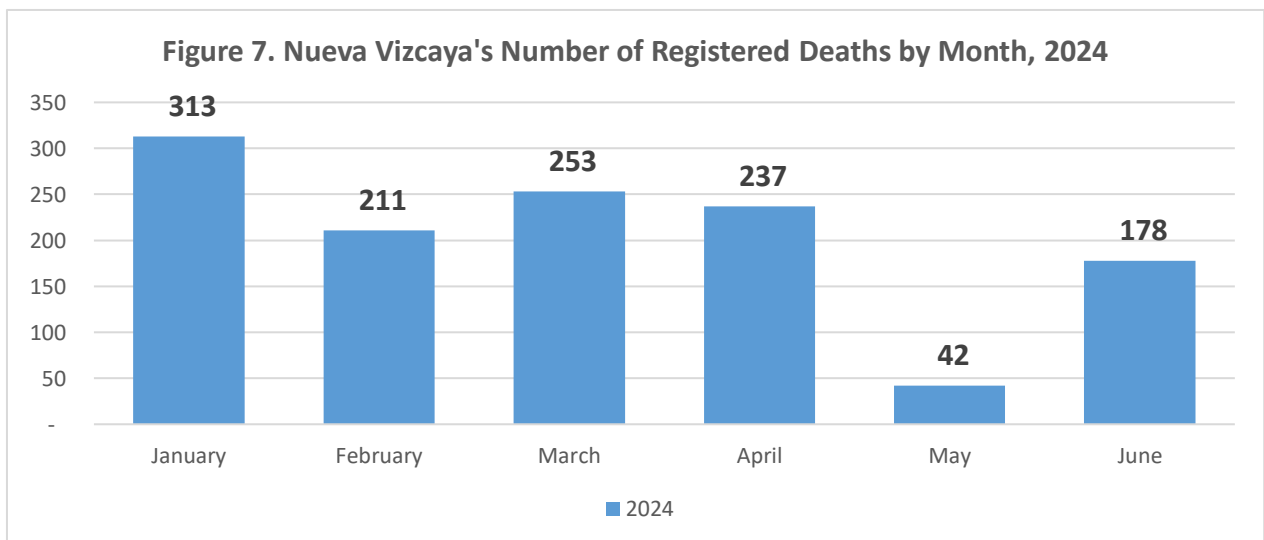


NUMBER OF REGISTERED DEATHS

The total number of registered deaths was posted at 1,234 in province of Nueva Vizcaya for January to June 2024 which falls by 17.24 percent compared with the 1,491 deaths recorded in the same time frame of the year 2023. (Figure 6)

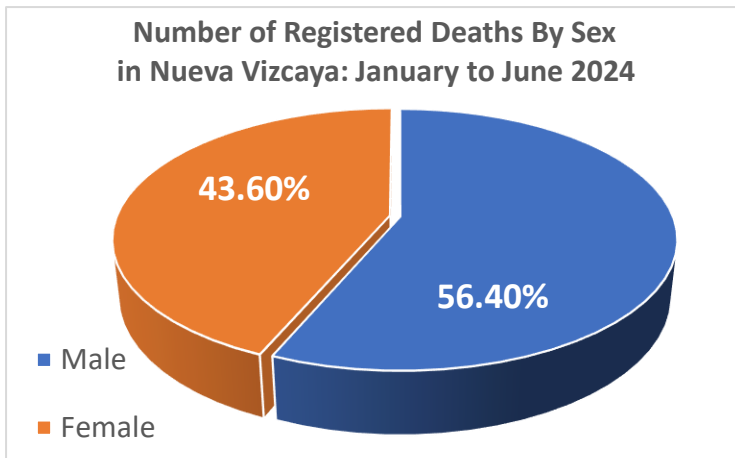


Source: Philippine Statistics Authority, Civil Registration Service, Vital Statistics Division



Source: Philippine Statistics Authority, Civil Registration Service, Vital Statistics Division

In relation to the number of Registered Deaths by Month (January to June 2024) in the province, the month of January (296) recorded the utmost followed by the month of March (253) and the month of April (237). Contrarily, the month of May (42) had the lowest number of registered deaths. (Figure 7)



Source: *Philippine Statistics Authority, Civil Registration Service, Vital Statistics Division*

Among the total number of registered deaths by sex in the province in year 2024 (January to June), Male shared 56.40 percent while the remaining 43.60 percent was obtained by female. (Figure 7)

CHOLLY L. BAYON
Chief Statistical Specialist