

SPECIAL RELEASE

Date of Release: 28 May 2025

Reference No.: 2025RO215-SR006

VITAL STATISTICS

Births

A total of 19,559 births were registered in the Province of Cagayan in 2024, lower by 4,497 births compared to the 24,056 births recorded in 2023. Among the 29 city and municipalities in the province, Tuguegarao City registered the highest number of births with 3,340 births, accounting for 34.11 percent of the total. However, only 2,703 births or 14.61 percent were mothers who reported Tuguegarao City as their usual place of residence.

In contrast, Santa Praxedes recorded the lowest number of births by place of occurrence with only 34 births or 0.17 percent of the total. Meanwhile, 35 births or 0.19 percent were mothers who identified Santa Praxedes as their usual place of residence.


Figure 01. Number of births registered by Sex, Cagayan, 2024^p



Source: Philippine Statistics Authority, Vital Events Information (VEI) System.
(p) Preliminary results as of January 2025

In 2024, more female births were registered than male births in the Province of Cagayan. There were 9,791 female births or 50.06 percent of the total, while male births recorded 9,768 births or 49.94 percent.

Figure 02. Number and Percentage Distribution of Registered Births by Sex: Cagayan, 2024^p



Source: Philippine Statistics Authority, Vital Events Information (VEI) System
(p) Preliminary results as of January 2025

The sex distribution of births in Cagayan showed variations between the place of occurrence and usual place of residence across municipalities. In Tuguegarao City, more males were born by place of occurrence with 3,645 births as compared to 3,340 female births. The same trend was observed in the usual place of residence of the mother with 1,430 males and 1,273 females.

Moreover, Santa Praxedes recorded the lowest number of registrations in this category, with only 17 male and 17 female births registered. Similarly, based on the usual place of residence of the mother, there were 19 male and 16 female births recorded.

Figure 03. Number of registered Births by Place of Occurrence, by Usual Place of Residence of the Mother, and by Sex: Cagayan, 2024^p

Municipality	Place of Occurrence			Place of Usual Residence of the Mother		
	Male	Female	Total	Male	Female	Total
CAGAYAN	9,768	9,791	19,559	9,208	9,287	18,495
ABULUG	82	110	192	128	141	269
ALCALA	161	177	338	247	274	521
ALLACAPAN	135	138	273	199	184	383
AMULUNG	218	202	420	411	380	791
APARRI	1,137	1,067	2,204	565	558	1,123
BAGGAO	612	720	1,332	818	922	1,740
BALLESTEROS	233	249	482	150	182	332
BUGUEY	45	56	101	202	181	383
CALAYAN	215	231	446	240	249	489
CAMALANIUGAN	331	310	641	251	217	468
CLAVERIA	22	34	56	58	69	127
ENRILE	91	105	196	234	232	466
GATTARAN	313	370	683	429	508	937
GONZAGA	363	359	722	375	348	723
IGUIG	116	197	313	235	326	561
LAL-LO	109	135	244	370	395	765
LASAM	226	232	458	279	275	554
PAMPLONA	79	117	196	81	121	202
PEÑABLANCA	167	198	365	411	408	819
PIAT	212	211	423	177	171	348
RIZAL	72	99	171	116	140	256
SANCHEZ-MIRA	117	128	245	101	115	216
SANTA ANA	171	145	316	280	264	544
SANTA PRAXEDES	17	17	34	19	16	35
SANTA TERESITA	33	22	55	131	118	249
SANTO NIÑO (FAIRE)	97	112	209	216	191	407
SOLANA	359	357	716	626	620	1,246
TUAO	390	353	743	429	409	838
TUGUEGARAO CITY	3,645	3,340	6,985	1,430	1,273	2,703

Source: Philippine Statistics Authority, Vital Events Information (VEI) System

(p) Preliminary results as of January 2025

Marriages

In 2024, the Province of Cagayan registered 4,522 registered marriages, reflecting a 17.89 percent decline or 985 fewer marriages compared to the 5,507 marriages recorded in 202². Among the 29 city and municipalities, Tuguegarao City recorded the highest number of marriages in 2024 with 588 marriages, accounting for 13.00 percent of the total. This reflects a 10.91 percent decrease compared to the 660 marriages recorded in 2023.

Figure 04. Number of Registered Marriages by Municipality: Cagayan, 2023 and 2024^p



2023	MUNICIPALITY	2024	2023	MUNICIPALITY	2024
139	ABULUG	111	250	LAL-LO	205
194	ALCALA	127	158	LASAM	103
131	ALLACAPAN	180	90	PAMPLONA	55
251	AMULUNG	195	321	PEÑABLANCA	262
285	APARRI	260	142	PIAT	101
375	BAGGAO	326	68	RIZAL	40
132	BALLESTEROS	117	123	SANCHEZ-MIRA	99
98	BUGUEY	121	146	SANTA ANA	113
68	CALAYAN	76	11	SANTA PRAXEDES	5
108	CAMALANIUGAN	105	67	SANTA TERESITA	62
103	CLAVERIA	90	130	SANTO NIÑO (FAIRE)	89
186	ENRILE	128	377	SOLANA	326
260	GATTARAN	162	248	TUAO	201
200	GONZAGA	160	660	TUGUEGARAO CITY	588
186	IGUIG	115			

Source: Philippine Statistics Authority, Vital Events Information (VEI) System.

(p) Preliminary results as of January 2025



The most common age group among married couples in Cagayan were aged 25-29 years old with 2,135 grooms or 40.13 percent, and 2,099 brides or 39.45 percent of the total registered marriages in 2023.

The oldest recorded groom and bride were both categorized in 60 years old and over age group with 51 grooms or 0.96 percent, and 25 bride or 0.47 percent. Moreover, no marriages were registered among individuals aged 15 years old and below in 2023.

Figure 05. Number of Registered Marriages by Age Group: Cagayan, 2023


 Number of Registered Marriages by Age Group of Groom		 Number of Registered Marriages by Age Group of Bride	
Total	5320	Total	5320
Under 15	0	Under 15	0
15-19	70	15-19	243
20-24	948	20-24	1328
25-29	2135	25-29	2099
30-34	1237	30-34	1017
35-39	500	35-39	353
40-44	192	40-44	133
45-49	87	45-49	70
50-54	64	50-54	30
55-59	36	55-59	22
60 and over	51	60 and over	25



Deaths

The total number of deaths registered in the Province of Cagayan in 2024 was 7,331 deaths. A decrease by 1,478 deaths or 16.78 percent decrease compared to the 8,809 registered deaths in 2023. Among the 29 city and municipalities in the province, Tuguegarao City reported the highest number of registered deaths with 935 deaths accounting for 12.75 percent of the total deaths in 2024. Meanwhile, Santa Praxedes had the lowest number of registered deaths with only 15 or 0.20 percent of the total death in the province.

Figure 06. Number of Registered Deaths by Municipality: Cagayan, 2023 and 2024^p

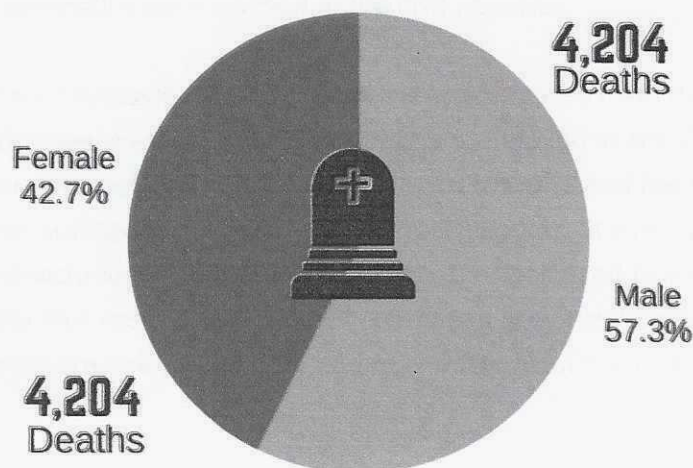
<div>  Number of Registered Deaths </div>					
2023	MUNICIPALITY	2024	2023	MUNICIPALITY	2024
181	ABULUG	140	217	IGUIG	217
320	ALCALA	253	352	LAL-LO	287
211	ALLACAPAN	187	299	LASAM	254
382	AMULUNG	272	110	PAMPLONA	100
472	APARRI	457	335	PEÑABLANCA	291
562	BAGGAO	485	210	PIAT	162
272	BALLESTEROS	185	137	RIZAL	121
206	BUGUEY	198	192	SANCHEZ-MIRA	149
84	CALAYAN	86	235	SANTA ANA	188
180	CAMALANIUGAN	162	18	SANTA PRAXEDES	15
186	CLAVERIA	174	127	SANTA TERESITA	121
273	ENRILE	209	233	SANTO NIÑO (FAIRE)	194
414	GATTARAN	334	626	SOLANA	542
319	GONZAGA	234	465	TUAO	379
			1191	TUGUEGARAO CITY	935

Source: Philippine Statistics Authority, Vital Events Information (VEI) system.

(p) Preliminary results as of January 2025

Out of the 7,331 registered deaths in 2024, more than half were male, totaling 4,204 or 57.3 percent, while female deaths numbered 3,127 or 42.65 percent.

Figure 07. Distribution of Registered deaths by Sex: Cagayan, 2024^p



Source: Philippine Statistics Authority, Vital Events Information (VEI) system.

(p) Preliminary results as of January 2025





EXPLANATORY NOTES

Vital Statistics are derived from information obtained at the time when the occurrence of vital events and their characteristics are inscribed in the civil registrar.

The data on vital statistics presented in this release were obtained from the certificates of Birth, Marriage and Death that were registered, either timely or delayed at the Office of the Municipal Registrars and subsequently submitted from encoding to the Office of the Civil Registrar General through the Philippine Statistics Office (PSOs) of the Philippine Statistics Authority (PSA). The information presented includes provisional vital events that occurred from January to December 2024 based on the data files received by the PSA – Cagayan Provincial Statistical Office. Thus, the figures presented herein are still preliminary and may differ from the final count.

Approved by:

MS. CRISTETA M. RETOMA

(SUPERVISING STATISTICAL SPECIALIST)

OFFICER-IN-CHARGE

CAGAYAN PROVINCIAL OFFICE

SESRE/TMA/SIBO