



QUICKSTAT

(Monthly Update of Most Requested Statistics)



Reference No. 2025R0215-QS05

CAGAYAN
As of April 2025


INDICATOR	REFERENCE PERIOD		
PRICE INDICES	April 2025	March 2025	April 2024
Consumer Price Index (2018=100)	133.1	133.1	128.5
Inflation rate	3.6	4.5	5.8
Purchasing power of the peso	0.75	0.75	0.78
CONSTRUCTION (Floor area in square meters; value in ₱1,000)	February 2025 ^F	January 2025 ^F	February 2024 ^F
Total (number)	307	197	268
Total floor area (sq.m.)	78,749	24,711	32,297
Value (1,000)	792,943	246,047	349,487
Residential (number)	241	150	200
Total floor area	53,821	16,592	18,031
Value	539,682	164,853	188,099
Non-residential (number)	61	47	68
Total floor area	24,928	8,119	14,266
Value (1,000)	250,271	81,194	161,388
CROPS STATISTICS (Source: Crops Statistics of the Philippines)	1 st Quarter 2025 ^F	4 th Quarter 2024 ^F	1 st Quarter 2024 ^F
Palay (Source: Palay Production Survey)			
Production (In Metric Tons)	158,164.00	348,787.00	229,270.00
Area Harvested (In Hectares)	35,052.00	85,825.00	49,234.00
Productivity (In MT/Ha)	4.51	4.06	4.66
Corn (Source: Corn Production Survey)			
Production (In Metric Tons)	206,372.00	85,482.00	199,712.00
Area Harvested (In Hectares)	47,272.00	20,641.00	43,693.00
Productivity (In MT/Ha)	4.37	4.14	4.57
Fisheries (Production In Metric Tons) (Source: Fisheries Production Survey)			
Commercial	466.28	202.18	443.72
Municipal — Marine	2,956.22	1,940.60	2,847.64
Inland	1,125.59	1,067.72	1,039.21
Aquaculture	793.70	1,031.50	836.17



INDICATOR	REFERENCE PERIOD		
DEMOGRAPHYY (Source: 2020 & 2010 CPH; 2015 POPCEN)	2020	2015	2010
Total Population	1,268,603	1,199,320	1,124,773
Household Population	1,265,540	1,195,523	1,123,570
Male	640,546	605,425	570,774
Female	624,994	590,098	552,796
0-14 years	359,460	186,357	173,103
15-64 years	821,489	418,914	402,575
65 years and over	84,591	35,275	49,316
Density (persons per square kilometre)	135	128	120
Sex Ratio (Number of males for every 100 females)	102	102.75	103
Number of Household	301,528	271,967	250,465
Average Household Size	4.2	4.4	4.5
Population Growth Rate	2000-2010	2010-2015	2015-2020
	1.25	1.23	1.19
Population Projection ^{1/}	2025	2020	2015
	1,348,400	1,281,400	1,206,100
Elderly Population (60 years old and over)	2020	2015	2010
Both Sexes	131,716	172,879	89,785
Male	57,958	73,573	39,401
Female	73,758	99,306	50,384
EDUCATION (Source: 2020 & 2010 CPH; 2015 POPCEN)	2020	2015	2010
Literate (Literacy of the Household Population 10 years old and over)	1,129,464	932,870	840,420
Literacy rate	97.72	98.5	94.3

INDICATOR	REFERENCE PERIOD		
VITAL STATISTICS (Source: CRS-ITP2)	April 2025	March 2025	April 2024
Registered Births	1,302	1,327	2,077
Registered Deaths	827	831	988
Registered Marriages	786	438	738
Foetal Deaths	1	5	2
VITAL STATISTICS (Source: Vital Statistics Report)	2024**	2023	2022
Births (based on civil registration; not adjusted for underregistration)	11,462	10,776	15,377
Male	6,007	5,535	8,052
Female	5,455	5,241	7,325
Marriage (based on civil registration; not adjusted for underregistration)	4,096	4,373	6,151
Deaths (based on civil registration; not adjusted for underregistration)	6,737	6,726	8,700
Male	3,859	3,851	5,074
Female	2,878	2,875	3,626
	2010-2015	2005-2010	2000-2005
Crude birth ^a (per thousand population)	23.80	25.12	25.81
Crude death ^a (per thousand population)	6.43	6.97	7.74
Crude Rate of natural increase (per thousand population)	17.37	18.15	18.07
Total Fertility rate ^a (number of children per woman)	3.00	3.23	3.46
Life expectancy at birth ^a (in years; medium assumption)			
Male	66.75	64.75	62.75
Female	73.44	71.94	70.44

NOTES:

- 1/ - Source: 2015 Census of Population: National, Regional and Provincial Population
- 2/ - Based on Civil Registration. Not adjusted for underregistration.
- 3/ - Based on currently married women aged 15-49 years.
- 4/ - Basic reading and writing skills.
- 5/ - Basic reading, writing and computational skills.
- 6/ - Estimates are preliminary and may change. Figures were estimated using 2000 Census-based Population Projections.
- 7/ - Source: Survey on Overseas Filipinos.
- 8/ - Based on Household Population.
- 9/ - Based on Actual Population.
- 10/ - Based on Census of Philippine Business and Industry.
- 11/ - Based on Population Growth Rate 2000-2010.
- 12/ - Based on Population Growth Rate 2010-2015.
- 13/ - Place of occurrence.
- a - 2000 Census-Based National, Regional and Provincial Projection
- R - Revised
- P - Preliminary
- F - Final
- 0 * - Quantity less than 0.5 tons
- .. - Data not available
- S - Data suppressed
- CPBI - Census of Philippine Business and Industry
- CPH - Census of Population and Housing
- FHS - Family Health Survey
- FLEMMS - Functional Literacy, Education and Mass Media Survey
- NDHS - National Demographic and Health Survey
- SOF - Survey on Overseas Filipinos
- POPCEN - Census of Population
- VSR - Vital Statistics Report
- n.a. - not yet available
- ** - Number of registered vital events by sex, by place of usual residence for birth and death, by place of occurrence for marriage, January to November 2024 for birth and marriage, January to October 2024 for deaths.


CRISTETA M. RETOMA
OIC-Chief Statistical Specialist

For more information, visit or call

Philippine Statistics Authority
Cagayan Provincial Office
Juliana Square, Rizal St. Centro 10, Tuguegarao City
Telephone: (078)844-1504
email address: cagayan@psa.gov.ph
fb: Philippine Statistics Authority Cagayan Office

