

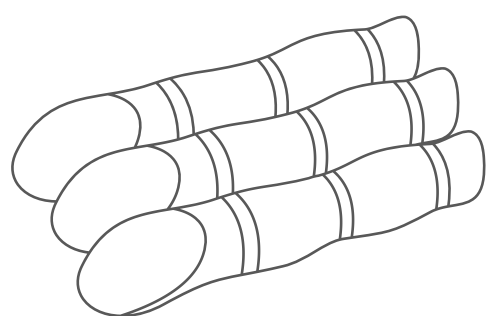


## TOP 5

Reference No:202515-IG0359  
Date of Release: 09 July 2025

# OTHER CROPS: A SITUATIONER REPORT

VOLUME OF PRODUCTION BY QUARTER 1- 2025  
IN METRIC TONS (MT)



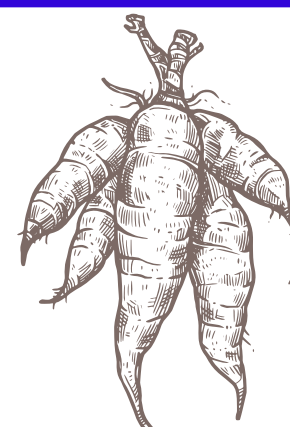
**SUGARCANE**  
**66,064.85**

1




**COCONUT**  
**7,739.58**

2



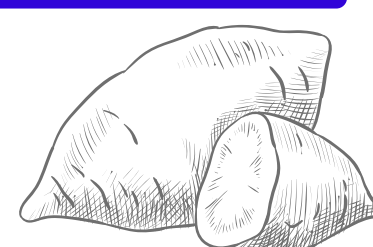
**CASSAVA**  
**3,204.35**

3



**BANANA**  
**2,392.22**

4

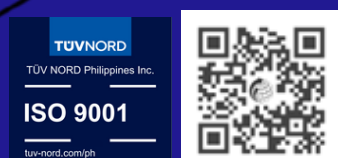


**GABI**  
TARO  
**2,145.35**

5

Disclaimer : Data presented herein were sourced from PSA Website [openstat.psa.gov.ph](https://openstat.psa.gov.ph). The data include provisional information for the quarter reported based on PSA Cagayan records. Thus, figures are PRELIMINARY and may differ from the final count.

Data Source: [openstat.psa.gov.ph](https://openstat.psa.gov.ph)



2/F, Juliana Square, Rizal St., Centro 10,  
Tuguegarao City, Cagayan



(844) 1504



[cagayan@psa.gov.ph](mailto:cagayan@psa.gov.ph)



[openstat.psa.gov.ph](https://openstat.psa.gov.ph)