



SPECIAL RELEASE

Women and Men of Batanes

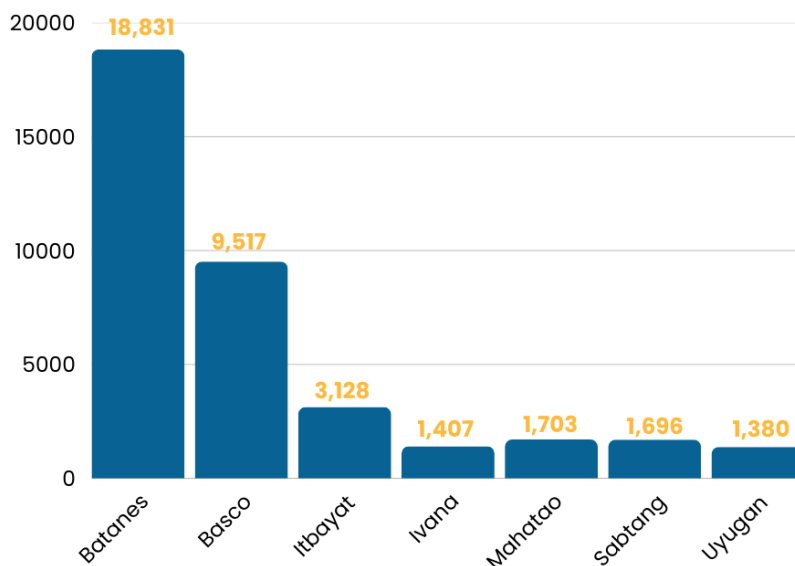
Date of Release: 28 March 2025

Reference No. SR2025-014

POPULATION

The registered total population of the Province of Batanes is 18,831 based on the 2020 Census of Population and Housing (2020 CPH) which grew by 1.87 percent annually from 2015 to 2020. Among the 6 municipalities, the Municipality of Basco had the highest recorded population at 9,517 persons while Uyugan documented with lowest population at 1,380 persons.

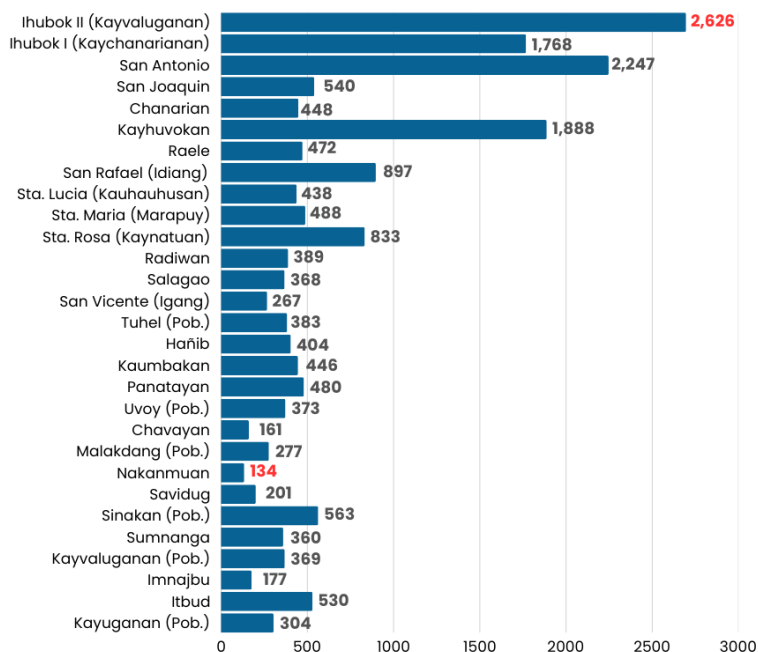
Figure 1. Total Population, Province, Municipality: 2020



Source: Philippine Statistics Authority, 2020 Census of Population and Housing

Barangay Ihubok II (Kayvaluganan) of Basco topped the most populated barangay in the province based on the 2020 CPH at 2,626 persons, while Barangay Nakanmuan of the Municipality of Sabtang is the least populated barangay with 134 persons.

Figure 2. Total Population by Barangay: 2020



Source: Philippine Statistics Authority, 2020 Census of Population and Housing

In 2020, the Municipality of Basco had the highest percent change of population density with 10.9 percent change from 2015. It also had highest sex-disaggregated data for total population in 2020 with 283 persons per square kilometer followed by the Municipality of Sabtang with 132 persons per square kilometer. On the other hand, the Municipality of Itbayat had the least dense population.

Figure 3. Total Population, Land Area and Density by Municipality: 2015 and 2020

Province/ Municipality	Land Area	Census Year 2015				Census Year 2020				Percent Change in Population Density
		Population	Rank	Density	Rank	Population	Rank	Density	Rank	
Batanes	203.22	17,246		85		18,831		93		9.2
Basco (Capital)*	33.67	8,579	1	255	1	9,517	1	283	1	10.9
Itbayat*	83.13	2,867	2	34	6	3,128	2	38	6	9.1
Ivana**	16.54	1,327	5	80	3	1,407	5	85	3	6.0
Mahatao**	12.90	1,555	4	121	2	1,703	4	132	2	9.5
Sabtang*	40.70	1,621	3	40	5	1,696	3	42	5	4.6
Uyugan*	16.28	1,297	6	80	3	1,380	6	85	3	6.4

Source: Philippine Statistics Authority

From 2015 to 2020, Basco recorded with the fastest growing population with an average annual population growth rate (PGR) of 2.21 percent. It was followed by Mahatao with annual PGR of 1.93 percent, while Sabtang held the lowest growth rate in the province with annual PGR of 0.96 percent.

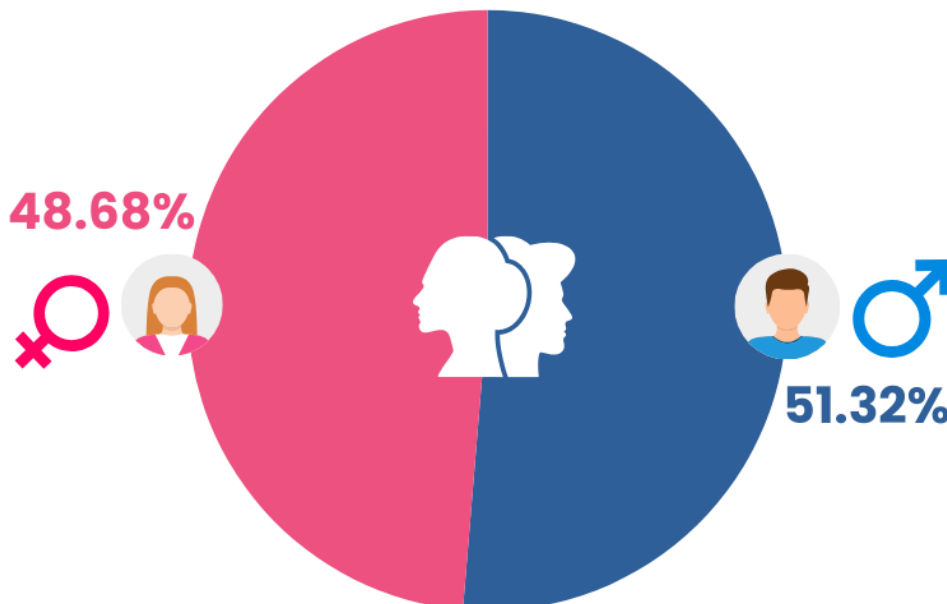
Figure 4. Total Population and Annual Population Growth by Municipality: 2010, 2015, and 2020

Province/ Municipality	Total Population			Population Growth Rate		
	1-May-10	1-Aug-15	1-May-20	2010-2015	2015-2020	2010-2020
Batanes	16,604	17,246	18,831	0.72	1.87	1.27
Basco (Capital)	7,907	8,579	9,517	1.56	2.21	1.87
Itbayat	2,988	2,867	3,128	-0.78	1.85	0.46
Ivana	1,249	1,327	1,407	1.16	1.24	1.20
Mahatao	1,583	1,555	1,703	-0.34	1.93	0.73
Sabtang	1,637	1,621	1,696	-0.19	0.96	0.35
Uyugan	1,240	1,297	1,380	0.86	1.31	1.07

Source: Philippine Statistics Authority

The household population of the province in 2020 was composed mostly of males with 9,541 compared to females with only 9,052. This covers 51.32 percent of the household population.

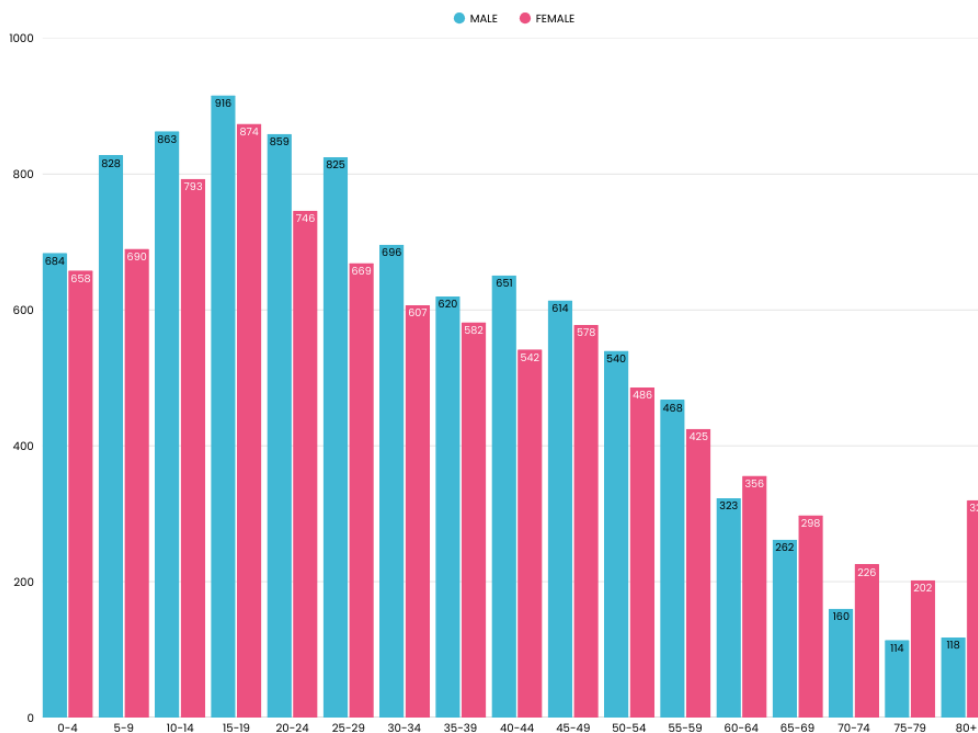
Figure 5. Household Population Percentage of the Province by Sex: 2020



Source: Philippine Statistics Authority, 2020 Census of Population and Housing

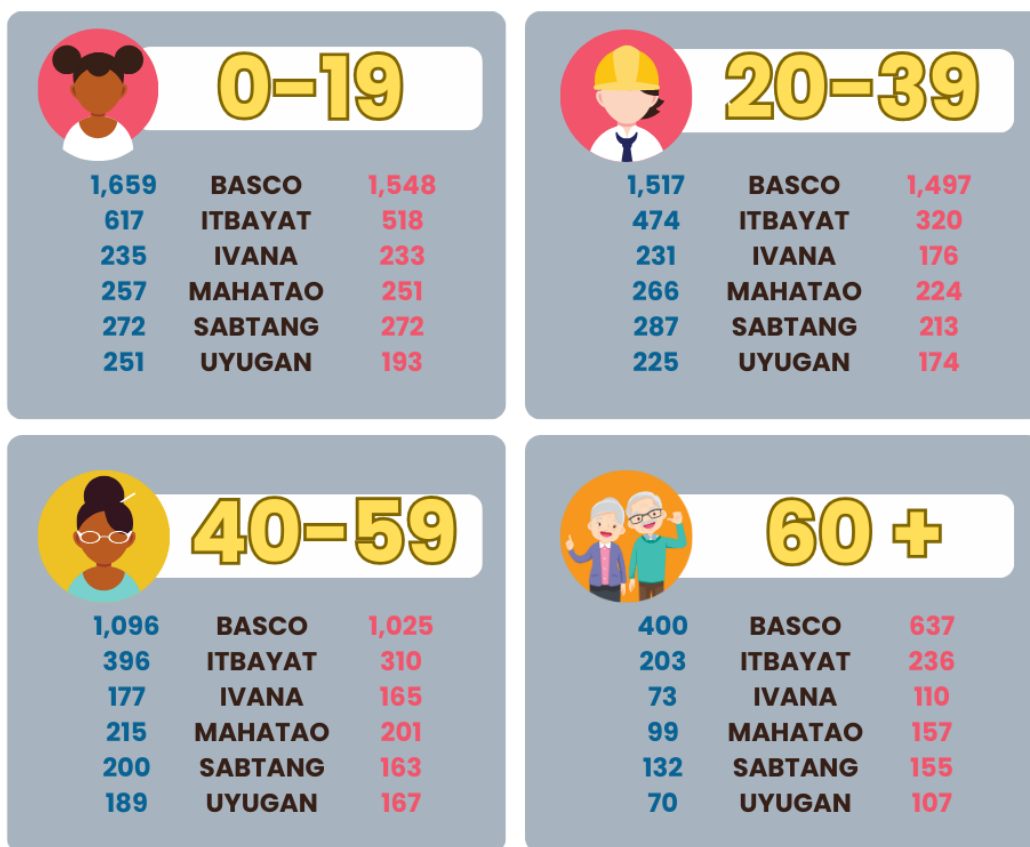
In 2020, most of the household population in Batanes were between the age group 15 to 19 years with 1,790 individuals covering 51.17 percent male and 48.83 percent were female. The trend of more male household population remains until the age group 55-59. For ages 60 years old and above, female dominated household population showing that more female lives longer than male household population.

Figure 6. Household Population by Age Group, Sex of Batanes: 2020



Source: Philippine Statistics Authority, 2020 Census of Population and Housing

Figure 7. Household Population by Age Group, Sex, and Municipality: 2020



Source: Philippine Statistics Authority, 2020 Census of Population and Housing

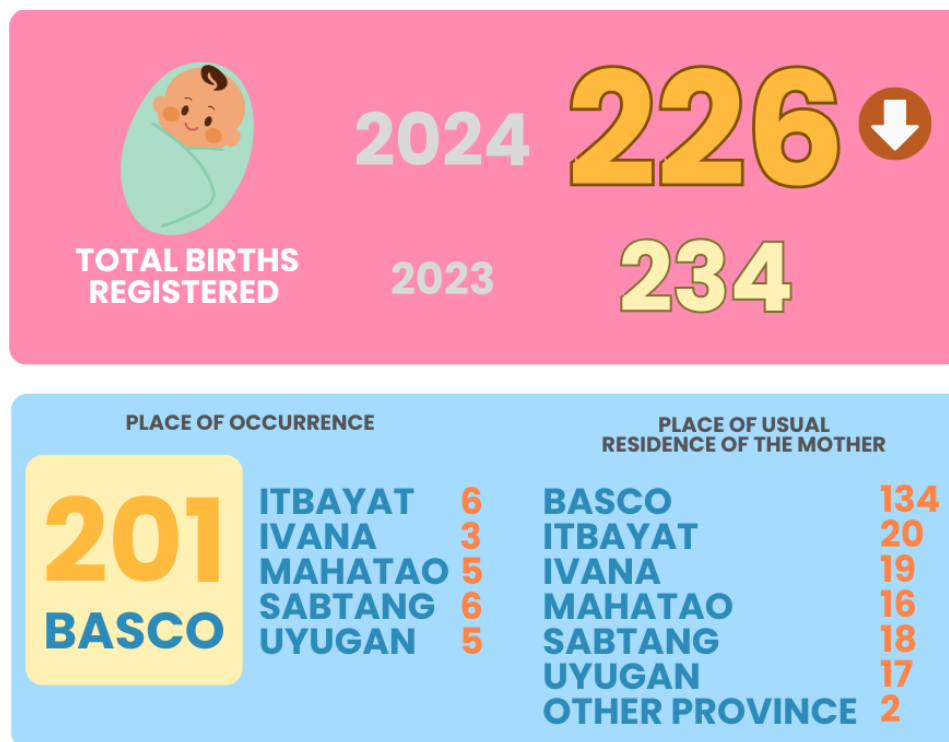
VITAL STATISTICS

Births

The total number of registered births in the province of Batanes in 2024 was 226 births, lower by eight births from 234 births in 2023. Among the six municipalities of the province, Basco recorded the highest number of registrations with 201 births, accounting for 88.9 percent of the total registered births. However, only 134 births or 59.3 percent of mothers reported Basco as their place of usual residence.

In contrast, Ivana recorded the lowest number of births by place of occurrence with only three births or 1.3 percent. Meanwhile, 19 births or 8.4 percent of mothers identified Ivana as their place of usual residence.

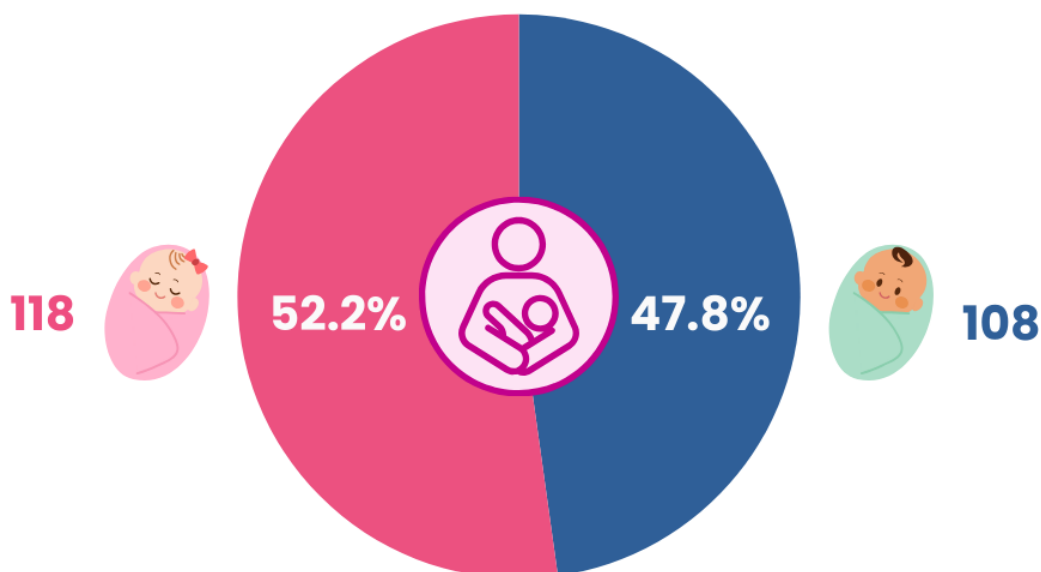
Figure 8. Number of Distribution of Registered Births by Place of Occurrence and by Place of Usual Residence of Mother: Batanes, 2024^p.



Source: Philippine Statistics Authority, Vital Events Information (VEI) System.
^p Preliminary results as of January 2025

In 2024, more female births were registered than male births. There were 118 female births or 52.2 percent of the total, while male births recorded 47.8 percent or 108 births.

Figure 9. Number and Percentage Distribution of Registered Births by Sex: Batanes, 2024^p



Source: Philippine Statistics Authority, Vital Events Information (VEI) System.
^p Preliminary results as of January 2025

The sex distribution of births in Batanes showed variations between the place of occurrence and the place of usual residence across municipalities. In Basco, more females were born by place of occurrence with 107 births compared to 94 male births, and the same trend was observed in the place of usual residence of the mother with 72 females and 62 males.

Moreover, Ivana had no male births by place of occurrence and recorded the least total registrations in this category with only three female births. Meanwhile, Mahatao had the least number of births when considering the place of usual residence of the mother with ten males and six females. Registered births, whose mother were residing outside the province recorded two male births while no female birth.

Figure 10. Number of Registered Births by Place of Occurrence, by Place of Usual Residence of the mother and by Sex: 2024^p

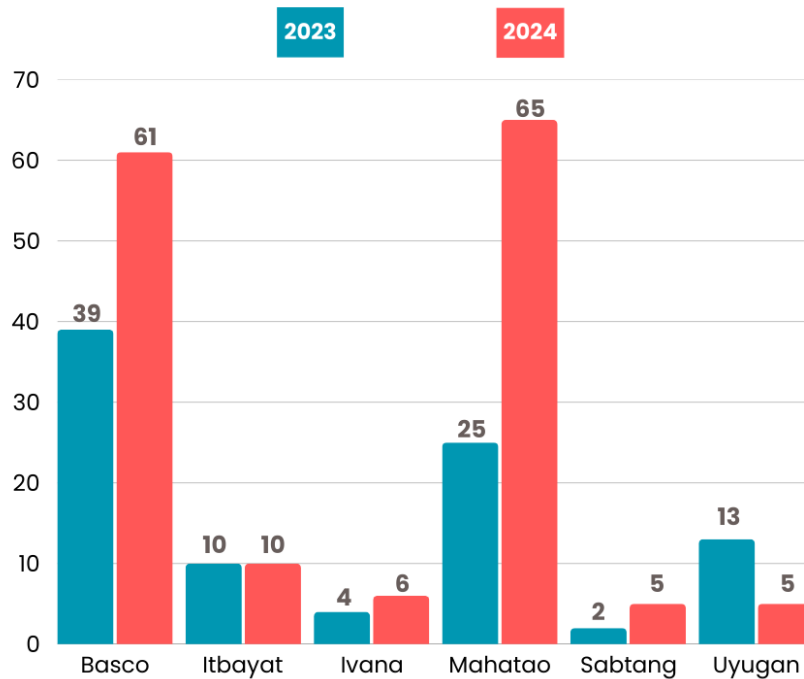
Province and Municipality	Place of Occurrence			Place of Usual Residence of the mother		
	Male	Female	Total	Male	Female	Total
TOTAL	108	118	226	108	118	226
BATANES	108	118	226	106	118	224
Basco	94	107	201	62	72	134
Itbayat	3	3	6	7	13	20
Ivana	0	3	3	9	10	19
Mahatao	4	1	5	10	6	16
Sabtang	5	1	6	13	5	18
Uyugan	2	3	5	5	12	17
Other Province				2	0	2

Source: Philippine Statistics Authority, Vital Events Information (VEI) System.
^p Preliminary results as of January 2025

Marriages

The province of Batanes recorded a total of 152 registered marriages in 2024, an increase of 59 marriages compared to 93 marriages in 2023. Among the six municipalities, Mahatao registered the highest number of marriages with 65 marriages or 42.8 percent from 25 marriages in 2023. Basco followed with 61 marriages, also showing an increase from 39 marriages in 2023.

Figure 11. Number of Registered Marriages by Municipality: Batanes, 2023 and 2024^p

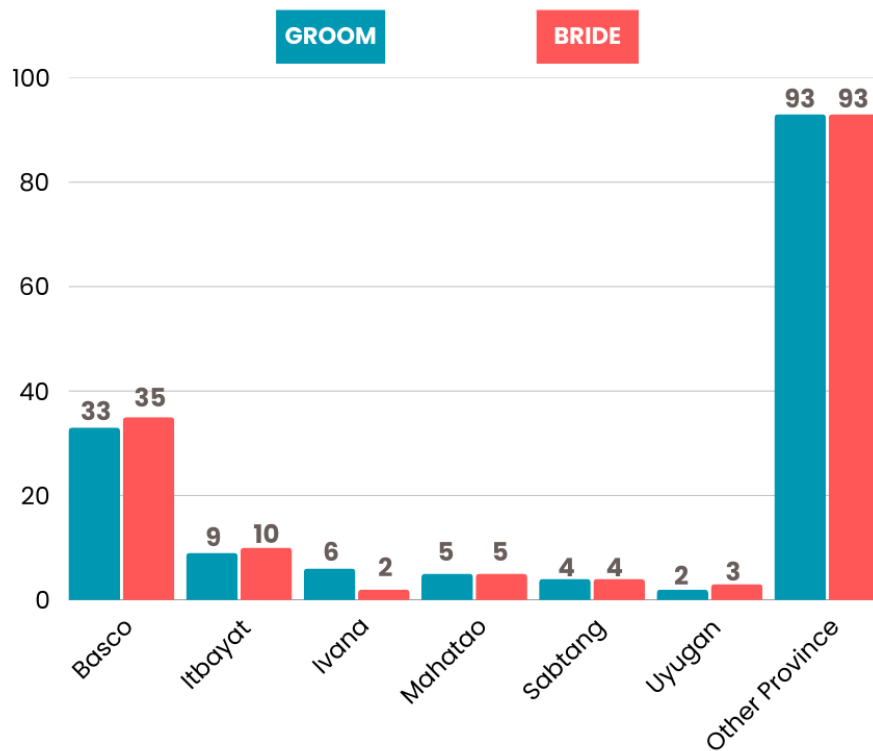


Source: Philippine Statistics Authority, Decentralized Vital Statistics System (DVSS) and Vital Events Information (VEI) System System.
p Preliminary results as of January 2025

Basco registered the highest number of marriages among residents with 33 grooms or 21.7 percent and 35 brides or 23.0 percent. Meanwhile, Uyugan had the lowest number of recorded marriages with two grooms or 1.3 percent and three brides or 2.0 percent.

Moreover, most of the registered marriages in Batanes involved residents of other provinces with 93 grooms and brides or 61.2 percent.

Figure 12. Number of Registered Marriages by Usual Residence of Groom and Bride: Batanes, 2023 and 2024^p



Source: Philippine Statistics Authority, Decentralized Vital Statistics System (DVSS) and Vital Events Information (VEI) System.
^p Preliminary results as of January 2025

The most common age of married couples in Batanes were aged 30-34 years old with 79 grooms or 52.0 percent and 64 brides or 42.1 percent of the total registered marriages of the said age group in 2024.

The oldest recorded groom and bride were both categorized in the 65 years old and above age group with two grooms or 1.3 percent and one bride or 0.7 percent. Moreover, there were no marriages registered among individuals aged 19 years old and below, as well as those aged 60 to 64 years old, in 2024.

In 2024, the median age for grooms was 32 years old, while 31 years old for brides. The median age for grooms remained 32 years old both in 2023 and 2024. Meanwhile, the median age of brides increased from 30 years old in 2023 to 31 years old in 2024.

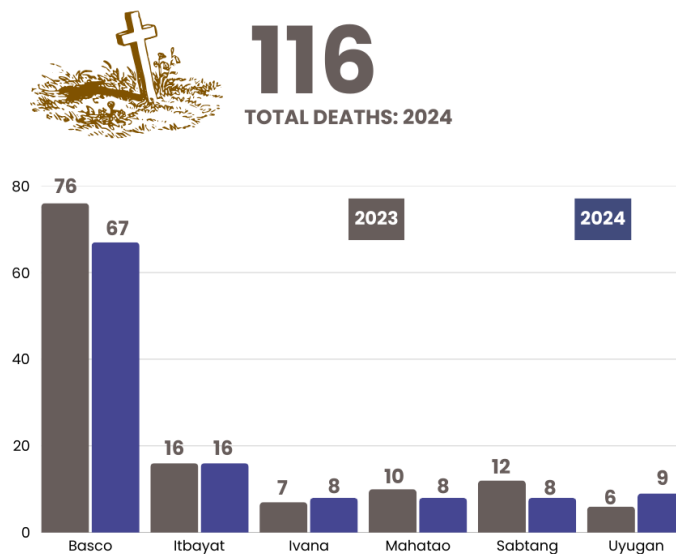
Figure 13. Median Age of Bride and Groom; Batanes, 2024^p



Deaths

The total number of registered deaths in the province of Batanes in 2024 was 116 deaths. It was decreased by 11 deaths compared to the 127 registered deaths in 2023. Among the six municipalities in the province, Basco reported with the highest number of registered deaths with 67 deaths, accounting 57.8 percent of the total deaths in 2024. Meanwhile, the municipalities of Ivana, Mahatao and Sabtang had the lowest number of registered deaths with only eight deaths or 6.9 percent each.

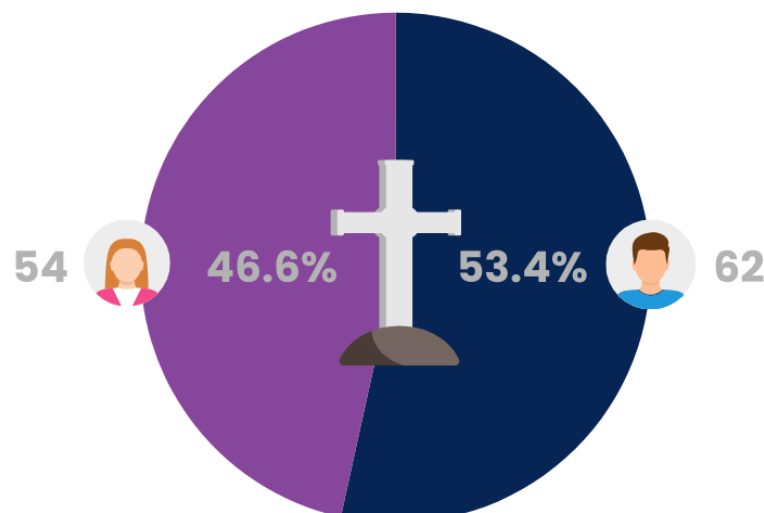
Figure 14. Number of Registered Deaths by Municipality, 2023 and 2024^p



Source: Philippine Statistics Authority, Decentralized Vital Statistics System (DVSS) and Vital Events Information (VEI) System.
^p Preliminary results as of January 2025

Out of the 116 registered deaths in 2024, more than half (53.4%) were males or 62 deaths compared to 54 female deaths or 46.6 percent.

Figure 15. Number and percentage Distribution of Registered deaths by Sex: Batanes, 2024^p

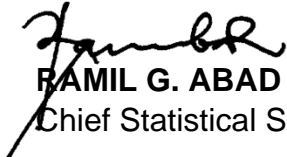


Source: Philippine Statistics Authority, Decentralized Vital Statistics System (DVSS) and Vital Events Information (VEI) System.
^p Preliminary results as of January 2025

EXPLANATORY NOTES

Vital Statistics are derived from information obtained at the time when the occurrence of vital events and their characteristics are inscribed in a civil register.

The data on vital statistics presented in this release were obtained from the certificates of Birth, Marriage, and Death that were registered, either timely or delayed, at the Office of the Municipal Civil Registrars and subsequently submitted for encoding to the Office of the Civil Registrar General through the Provincial Statistical Office (PSOs) of the Philippine Statistics Authority (PSA). The information presented includes provisional vital events that occurred from January 2024 to December 2024 based on data files received by the PSA – Batanes Provincial Statistical Office. Thus, the figures presented herein are still preliminary and may differ from the final count.


RAMIL G. ABAD
Chief Statistical Specialist