

# SPECIAL RELEASE

## REGISTERED MARRIAGES IN BATANES, JANUARY TO DECEMBER 2024 (Preliminary Result)

Date of Release: 26 February 2025

Reference No. SR2025-011



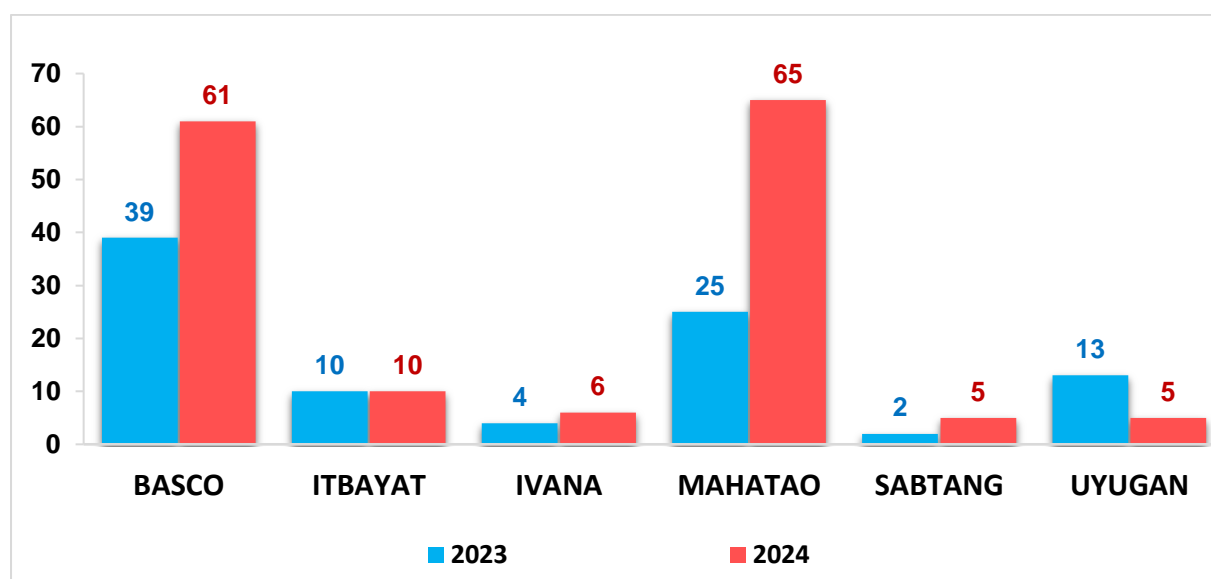
### MARRIAGE STATISTICS

#### Mahatao had the highest number of registered marriages

The province of Batanes recorded a total of 152 registered marriages in 2024, an increase of 59 marriages compared to 93 marriages in 2023. Among the six municipalities, Mahatao registered the highest number of marriages with 65 marriages or 42.8 percent from 25 marriages in 2023. Basco followed with 61 marriages, also showing an increase from 39 marriages in 2023. Basco followed with 61 marriages, also showing an increase from 39 marriages in 2023.

In terms of changes, Mahatao had the highest increase in registered marriages with an additional 40 marriages in 2024 compared to 2023. On the other hand, Uyugan recorded a decrease of 8 marriages with five marriages in 2024 compared to 13 marriages in 2023. (Figure 1 and Table 1).

Figure 1. Number of Registered Marriages by Municipality:  
Batanes, 2023 and 2024 <sup>p</sup>



Source: Philippine Statistics Authority, Decentralized Vital Statistics System (DVSS) and Vital Events Information (VEI) System

Note: Figures are results of actual registration without any adjustment for under-registration.

<sup>p</sup> Preliminary results as of January 2025

Table 1. Number of Registered Marriages by Municipality:  
Batanes, 2023 and 2024 <sup>p</sup>

Province and Municipality	2023	2024	Number of Change
<b>BATANES</b>	<b>93</b>	<b>152</b>	<b>59</b>
Basco	39	61	22
Itbayat	10	10	0
Ivana	4	6	2
Mahatao	25	65	40
Sabtang	2	5	3
Uyugan	13	5	-8

Source: Philippine Statistics Authority, Decentralized Vital Statistics System (DVSS) and Vital Events Information (VEI) System

Note: Figures are results of actual registration without any adjustment for under-registration.

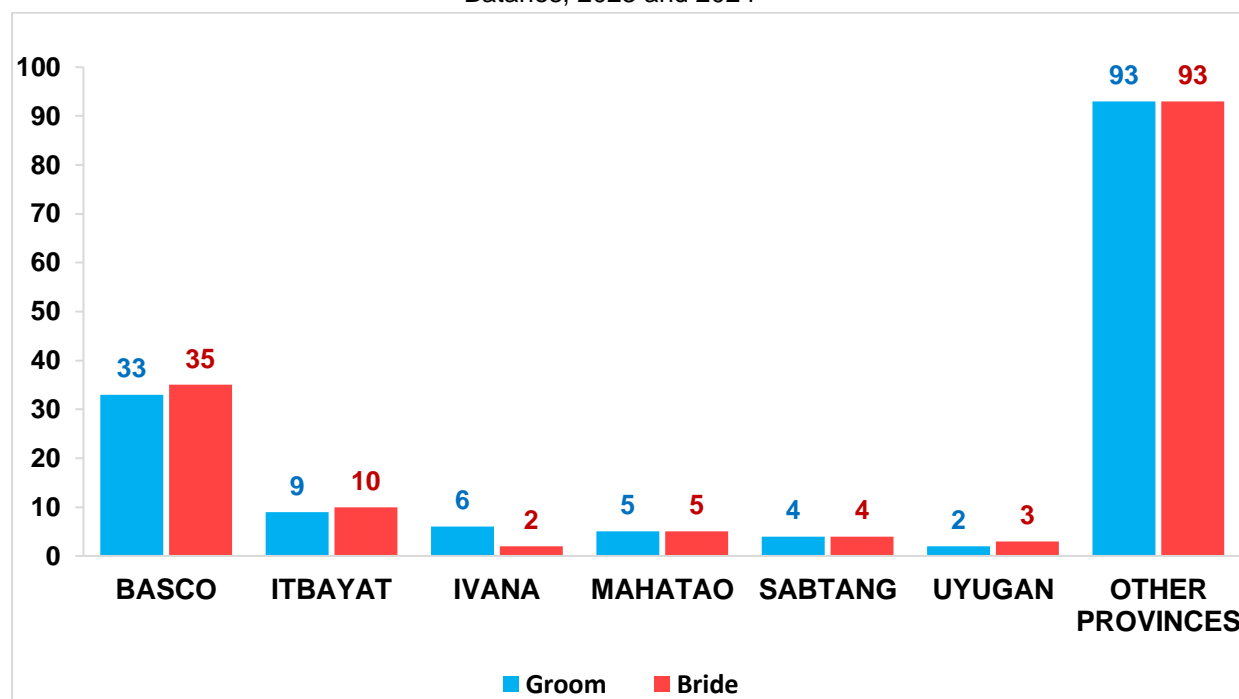
<sup>p</sup> Preliminary results as of January 2025

### Majority of grooms and brides are residents of other provinces

In 2024, Basco registered the highest number of marriages among residents with 33 grooms or 21.7 percent and 35 brides or 23.0 percent. Meanwhile, Uyugan had the lowest number of recorded marriages with two grooms or 1.3 percent and three brides or 2.0 percent.

Moreover, the majority of the registered marriages in Batanes involved residents of other provinces with 93 grooms and brides or 61.2 percent. (Figure 2 and Table 2)

Figure 2. Number of Registered Marriages by Usual Residence of Groom and Bride:  
Batanes, 2023 and 2024 <sup>p</sup>



Source: Philippine Statistics Authority, Decentralized Vital Statistics System (DVSS) and Vital Events Information (VEI) System

Note: Figures are results of actual registration without any adjustment for under-registration.

<sup>p</sup> Preliminary results as of January 2025

Table 2. Number and Percentage Distribution of Registered Marriages by Usual Residence of Groom and Bride: Batanes, 2024 <sup>p</sup>

Province and Municipality	Groom		Bride	
	Number	Percent	Number	Percent
<b>TOTAL</b>	<b>152</b>	<b>100.0</b>	<b>152</b>	<b>100.0</b>
<b>BATANES</b>	<b>59</b>	<b>38.8</b>	<b>59</b>	<b>38.8</b>
Basco	33	21.7	35	23.0
Itbayat	9	5.9	10	6.6
Ivana	6	3.9	2	1.3
Mahatao	5	3.3	5	3.3
Sabtang	4	2.6	4	2.6
Uyugan	2	1.3	3	2.0
<b>OTHER PROVINCES</b>	<b>93</b>	<b>61.2</b>	<b>93</b>	<b>61.2</b>

Source: Philippine Statistics Authority, Vital Events Information (VEI) System

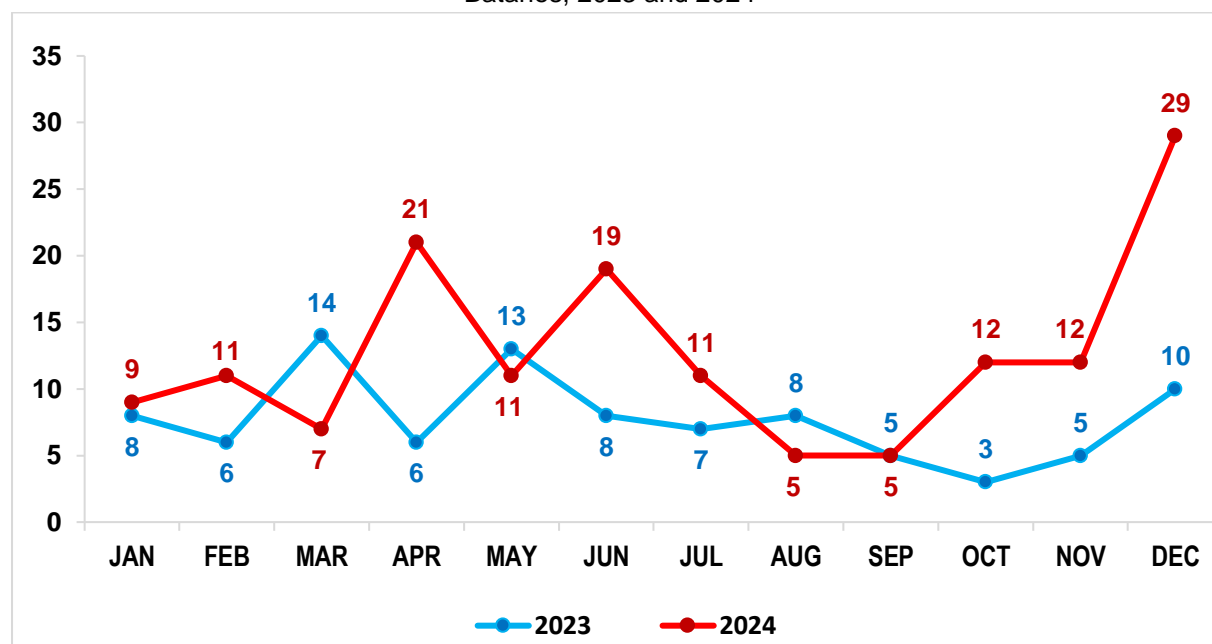
Note: Figures are results of actual registration without any adjustment for under-registration.

<sup>p</sup> Preliminary results as of January 2025

### Most marriages were registered in December

In 2024, most of the marriages were registered in December with 29 marriages or 19.1 percent of the total registration. This was an increase of 19 marriages compared to 10 marriages recorded in the same month in 2023. On the other hand, the months of August and September had the least registration of marriages with only five registrations or 3.3 percent each. Meanwhile, in 2023, most of the marriages were registered in the month of March with 14 marriages. (Figure 3 and Table 3)

Figure 3. Number of Registered Marriages by Month:  
Batanes, 2023 and 2024 <sup>p</sup>



Source: Philippine Statistics Authority, Decentralized Vital Statistics System (DVSS) and Vital Events Information (VEI) System

Note: Figures are results of actual registration without any adjustment for under-registration.

<sup>p</sup> Preliminary results as of January 2025

Table 3. Number and Percentage Distribution of Registered Marriages by Month:  
Batanes, 2023 and 2024 <sup>p</sup>

Month of Occurrence	2023		2024	
	Number	Percent	Number	Percent
<b>TOTAL</b>	<b>93</b>	<b>100.0</b>	<b>152</b>	<b>100.0</b>
January	8	8.6	9	5.9
February	6	6.5	11	7.2
March	14	15.1	7	4.6
April	6	6.5	21	13.8
May	13	14.0	11	7.2
June	8	8.6	19	12.5
July	7	7.5	11	7.2
August	8	8.6	5	3.3
September	5	5.4	5	3.3
October	3	3.2	12	7.9
November	5	5.4	12	7.9
December	10	10.8	29	19.1

Source: Philippine Statistics Authority, Decentralized Vital Statistics System (DVSS) and Vital Events Information (VEI) System

Note: Figures are results of actual registration without any adjustment for under-registration.

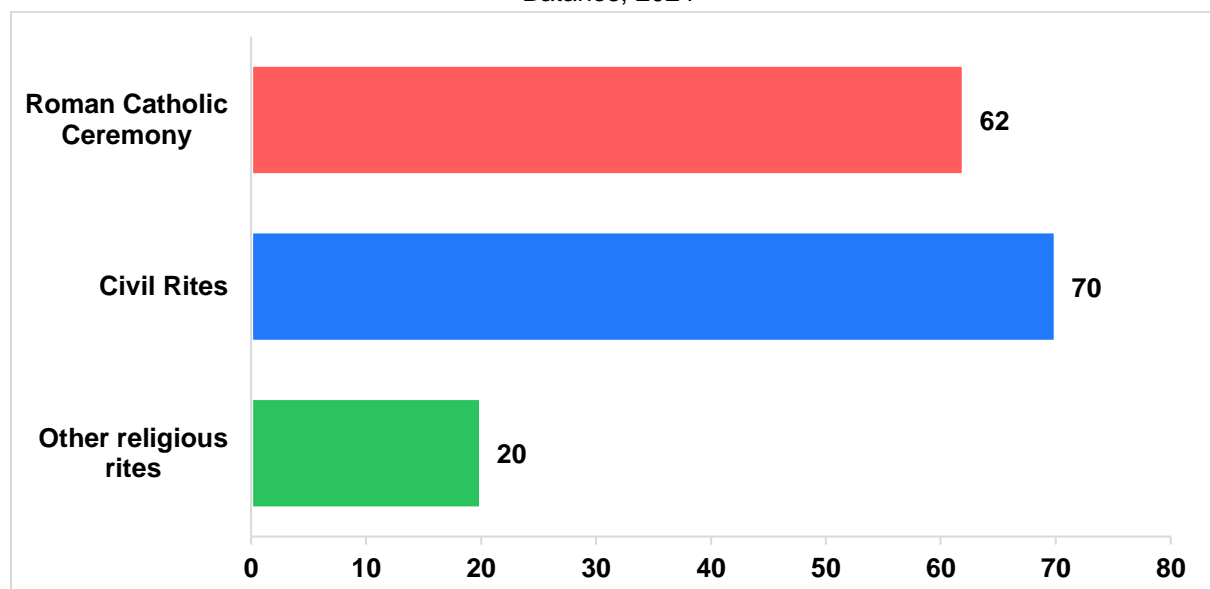
Total percent may not add up to 100 due to rounding off.

<sup>p</sup> Preliminary results as of January 2025

### Most marriages were solemnized through Civil Rites

In 2024, most registered marriages were officiated through Civil Rites with 70 marriages or 46.0 percent. Roman Catholic ceremonies followed with 62 marriages or 40.8 percent, while 20 marriages or 13.2 percent were solemnized through Other Religious Rites. By municipality, Civil Rites were the predominant choice in Mahatao with 48 marriages or 31.6 percent. Meanwhile, Basco had the highest proportion of Roman Catholic ceremonies in the province with 38 marriages or 25.0 percent. (Figure 4 and Table 4)

Figure 4. Number of Registered Marriages by Type of Ceremony:  
Batanes, 2024 <sup>p</sup>



Source: Philippine Statistics Authority, Vital Events Information (VEI) System

Note: Figures are results of actual registration without any adjustment for under-registration.

<sup>p</sup> Preliminary results as of January 2025

.Table 4. Number and Percentage Distribution of registered Marriages by Type of Ceremony and by Municipality: Batanes, 2024 <sup>p</sup>

Province and Municipality	Roman Catholic Ceremony		Civil Rites		Other Religious Rites	
	Number	Percent	Number	Percent	Number	Percent
<b>BATANES</b>	<b>62</b>	<b>40.8</b>	<b>70</b>	<b>46.0</b>	<b>20</b>	<b>13.2</b>
Basco	38	25.0	18	11.8	5	3.3
Itbayat	7	4.6	2	1.3	1	0.7
Ivana	6	3.9	0	0.0	0	0.0
Mahatao	3	2.0	48	31.6	14	9.2
Sabtang	5	3.3	0	0.0	0	0.0
Uyugan	3	2.0	2	1.3	0	0.0

Source: Philippine Statistics Authority, Vital Events Information (VEI) System

Note: Figures are results of actual registration without any adjustment for under-registration.

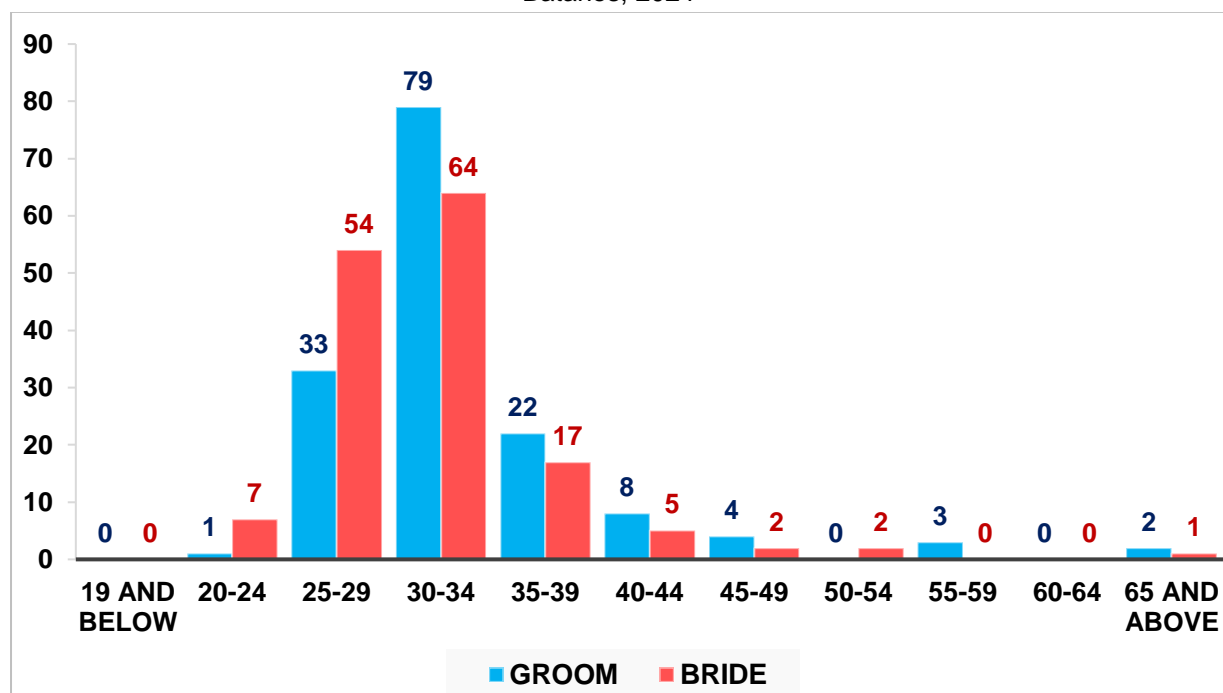
<sup>p</sup> Preliminary results as of January 2025

### Most grooms and brides were married at ages 30 to 34 years old

The most common age of married couples in Batanes were aged 30 to 34 years old with 79 grooms or 52.0 percent and 64 brides or 42.1 percent of the total registered marriages of the said age group in 2024.

The oldest recorded groom and bride were both categorized in the 65 years old and above age group with two grooms or 1.3 percent and one bride or 0.7 percent. Moreover, there were no marriages registered among individuals aged 19 years old and below, as well as those aged 60 to 64 years old, in 2024. (Figure 5 and Table 5)

Figure 5. Number of Registered Marriages by Age Group of Bride and Groom: Batanes, 2024 <sup>p</sup>



Source: Philippine Statistics Authority, Vital Events Information (VEI) System

Note: Figures are results of actual registration without any adjustment for under-registration.

<sup>p</sup> Preliminary results as of January 2025

Table 5. Number and Percentage Distribution of Registered Marriages by Age Group of Bride and Groom: Batanes, 2024 <sup>p</sup>

AGE GROUP	Groom		Bride	
	Number	Percent	Number	Percent
<b>TOTAL</b>	<b>152</b>	<b>100.0</b>	<b>152</b>	<b>100.0</b>
19 and below	0	0.0	0	0.0
20-24	1	0.7	7	4.6
25-29	33	21.7	54	35.5
30-34	79	52.0	64	42.1
35-39	22	14.5	17	11.2
40-44	8	5.3	5	3.3
45-49	4	2.6	2	1.3
50-54	0	0.0	2	1.3
55-59	3	2.0	0	0.0
60-64	0	0.0	0	0.0
65 and above	2	1.3	1	0.7

Source: Philippine Statistics Authority, Vital Events Information (VEI) System

Note: Figures are results of actual registration without any adjustment for under-registration.

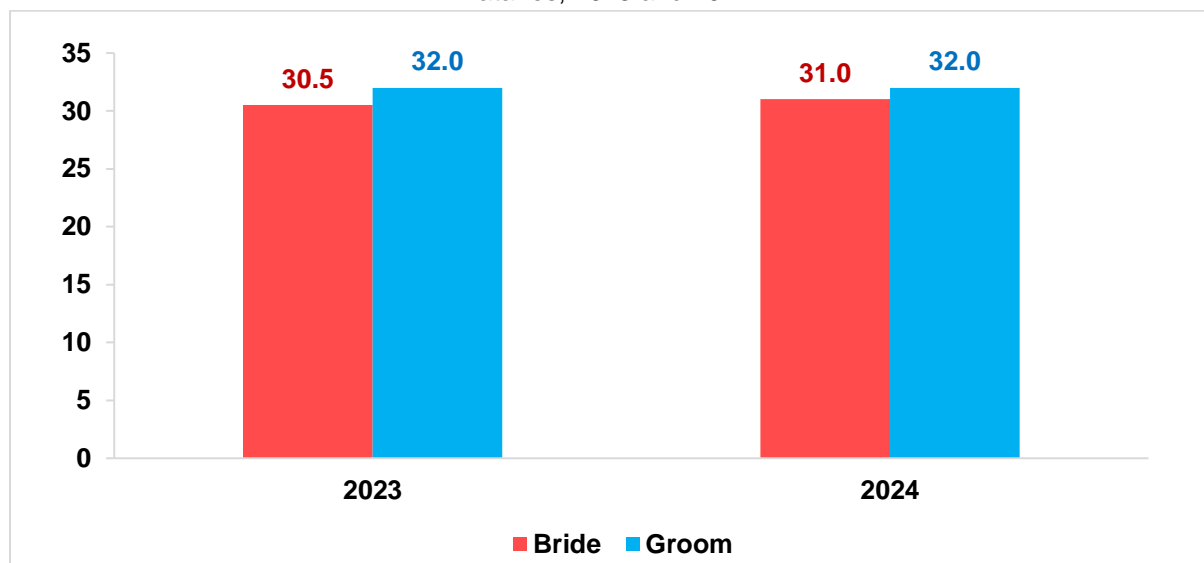
Total percent may not add up to 100 due to rounding off.

<sup>p</sup> Preliminary results as of January 2025

### Grooms were married at a median age of 32.0 years old while 31.0 years old for brides

In 2024, the median age for grooms was 32.0 years old, while 31.0 years old for brides. The median age of grooms remained at 32.0 years old both in 2023 and 2024. Meanwhile, the median age of brides increased from 30.5 years old in 2023 to 31.0 years old in 2024. (Figure 6 and Table 6)

Figure 6. Number of Registered Marriages by Median Age of Bride and Groom: Batanes, 2023 and 2024 <sup>p</sup>



Source: Philippine Statistics Authority, Decentralized Vital Statistics System (DVSS) and Vital Events Information (VEI) System

Note: Figures are results of actual registration without any adjustment for under-registration.

<sup>p</sup> Preliminary results as of January 2025

Table 6. Number of Registered Marriages by Median Age of Bride and Groom: Batanes, 2023 and 2024 <sup>p</sup>

Year	Median Age of Bride	Median Age of Groom
2023	30.5	32.0
2024	31.0	32.0

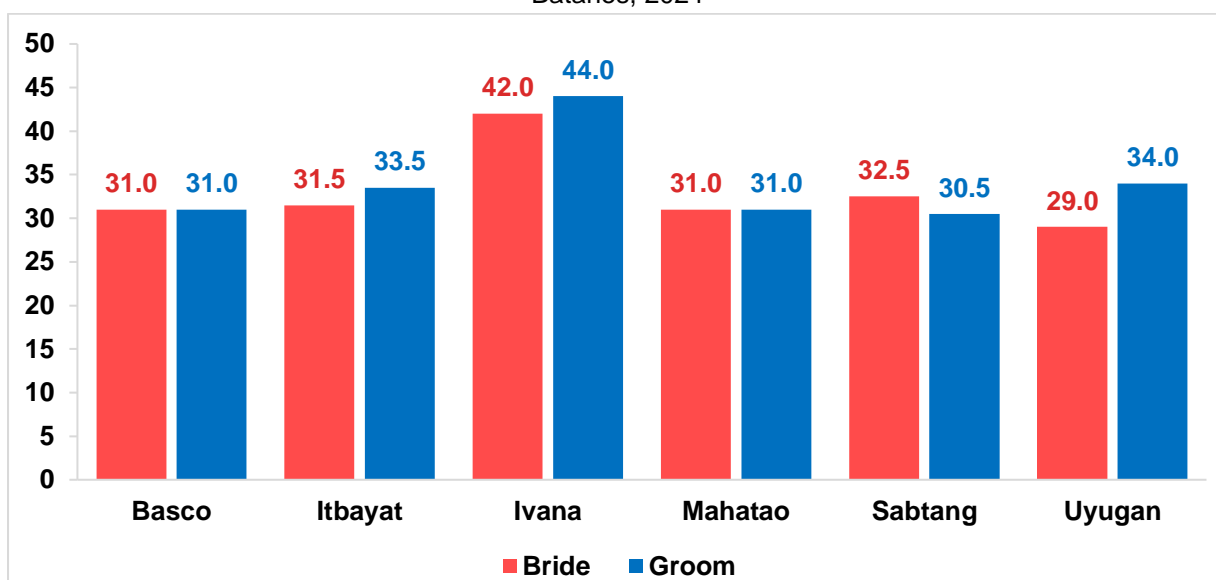
Source: Philippine Statistics Authority, Decentralized Vital Statistics System (DVSS) and Vital Events Information (VEI) System

Note: Figures are results of actual registration without any adjustment for under-registration.

<sup>p</sup> Preliminary results as of January 2025

The median age of grooms ranged from 30.5 years old in Sabtang to 44.0 years old in Ivana. Meanwhile, the median age of brides ranged from 29.0 years old in Uyugan to 42.0 years old in Ivana. The highest median age for both grooms and brides were recorded in Ivana. (Figure 7 and Table 7)

Figure 7. Number of Registered Marriages by Municipality and by Median Age of Bride and Groom: Batanes, 2024 <sup>p</sup>



Source: Philippine Statistics Authority, Vital Events Information (VEI) System

Note: Figures are results of actual registration without any adjustment for under-registration.

<sup>p</sup> Preliminary results as of January 2025

Table 7. Number of Registered Marriages by Municipality and by Median Age of Bride and Groom: Batanes, 2024 <sup>p</sup>

Municipality	Number of Registered Marriages	Median Age of Bride	Median Age of Groom
Basco	61	31.0	31.0
Itbayat	10	31.5	33.5
Ivana	6	42.0	44.0
Mahatao	65	31.0	31.0
Sabatang	5	32.5	30.5
Uyugan	5	29.0	34.0

Source: Philippine Statistics Authority, Vital Events Information (VEI) System

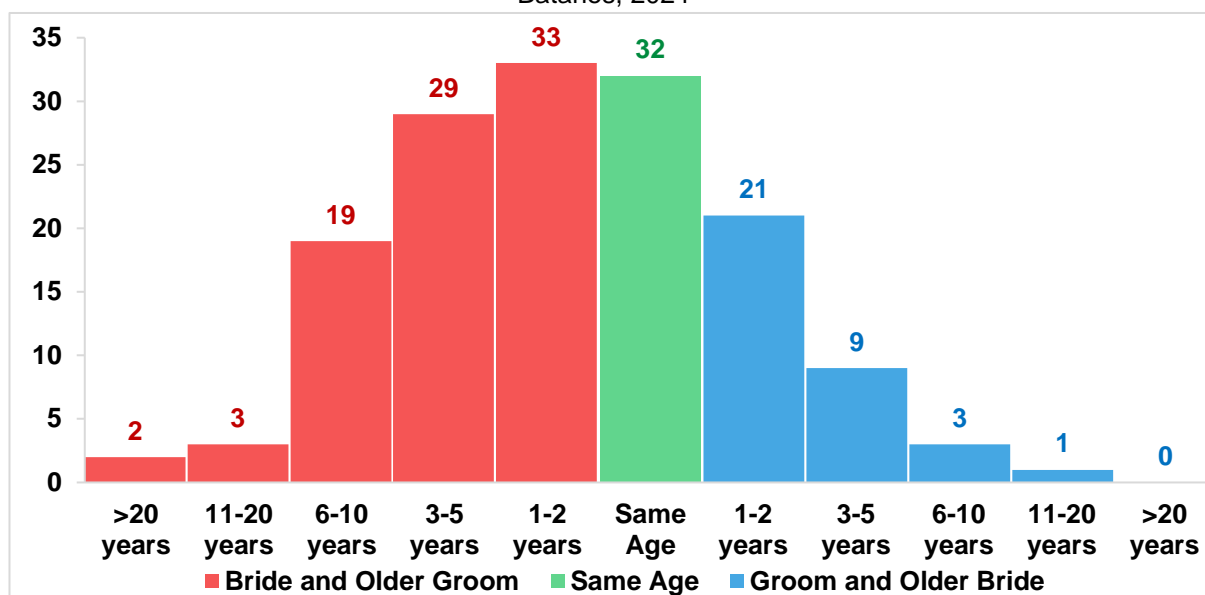
Note: Figures are results of actual registration without any adjustment for under-registration.

<sup>p</sup> Preliminary results as of January 2025

## Most marriages were from brides younger than their grooms by one to two years

In 2024, most marriages were from brides who were younger than their grooms by one to two years, which comprised of 33 marriages or 21.7 percent of the total registered marriages. Moreover, 32 marriages were recorded with bride and groom of the same age, representing 21.1 percent of the total registered marriages. Conversely, marriages where the groom was younger than the bride posted a total of 21 marriages for an age gap of one to two years. Furthermore, only two or 1.3 percent of marriages had a groom older than the bride by more than 20 years. (Figure 8 and Table 8)

Figure 8. Number of Registered Marriages by Age Gap between Bride and Groom:  
Batanes, 2024 <sup>p</sup>



Source: Philippine Statistics Authority, Vital Events Information (VEI) System

Note: Figures are results of actual registration without any adjustment for under-registration.

<sup>p</sup> Preliminary results as of January 2025

Table 8. Number and Percent Distribution of Registered Marriages by Age Gap between Bride and Groom: Batanes, 2024 <sup>p</sup>

Age Gap	Number	Percent
<b>Bride and Older Groom</b>		
1-2 years	33	21.7
3-5 years	29	19.1
6-10 years	19	12.5
11-20 years	3	2.0
>20 years	2	1.3
<b>Same Age</b>		
	32	21.1
<b>Groom and Older Bride</b>		
1-2 years	21	13.8
3-5 years	9	5.9
6-10 years	3	2.0
11-20 years	1	0.7
>20 years	0	0.0

Source: Philippine Statistics Authority, Vital Events Information (VEI) System

Note: Figures are results of actual registration without any adjustment for under-registration.

Total percent may not add up to 100 due to rounding off.

<sup>p</sup> Preliminary results as of January 2025



---

## EXPLANATORY NOTES

**Vital Statistics** are derived from information obtained at the time when the occurrences of vital events and their characteristics are inscribed in a civil register.

The data on vital statistics presented in this release were obtained from the Certificates of Marriage (Municipal Form 97) that were registered, either timely or delayed, at the Office of the Municipal Civil Registrars and subsequently submitted for encoding to the Office of the Civil Registrar General through the Provincial Statistical Offices (PSOs) of the Philippine Statistics Authority (PSA). The information presented includes provisional vital events that occurred from January 2024 to December 2024 based on data files received by the PSA – Batanes Provincial Statistical Office. Thus, the figures presented herein are still preliminary and may differ from the final count.

## DEFINITION OF TERMS AND CONCEPTS

**Marriage** is a special contract of permanent union between a man and woman entered into in accordance with law for the establishment of conjugal and family life. It is the foundation of the family, a social institution that is governed by law and not subject to stipulation.

---

  
**RAMIL G. ABAD, MBA, MPopS**  
Chief Statistical Specialist