

SPECIAL RELEASE

REGISTERED MARRIAGES IN BATANES, JANUARY TO JUNE 2024 (Preliminary Result)

Date of Release: 27 January 2025

Reference No. SR2025-003



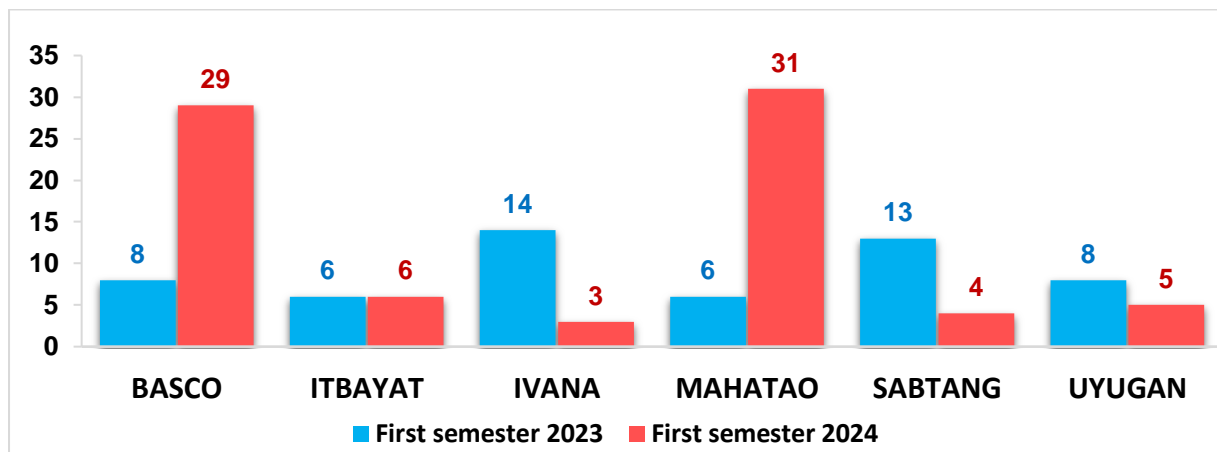
MARRIAGE STATISTICS

Mahatao had the highest number of registered marriages

The province of Batanes recorded a total of 78 registered marriages during the first semester of 2024, an increase of 23 marriages or 41.8 percent compared to 55 marriages in the first semester of 2023. Among the six municipalities, Mahatao registered the highest number of registered marriages with 31 marriages or 39.7 percent. This was an increase from six marriages in the first semester of 2023. Basco followed with 29 marriages, also showing an increase from eight marriages in the first semester of 2023. In terms of changes, Mahatao had the highest number of increases in registered marriages with an additional of 25 marriages in the first semester of 2024 compared to the first semester of 2023.

On the other hand, Ivana and Sabtang recorded decreases, with only three and four marriages in the first semester of 2024 compared to 14 and 13 marriages, respectively, in the first semester of 2023. Itbayat remained consistent with six marriages in both periods. (Figure 1 and Table 1).

Figure 1. Number of Registered Marriages by Municipality:
Batanes, First Semester 2023 and First Semester 2024^p



Source: Philippine Statistics Authority, Decentralized Vital Statistics System (DVSS) and Vital Events Information (VEI) System

Note: Figures are results of actual registration without any adjustment for under-registration.

^p Preliminary results as of July 2024

Table 1. Number of Registered Marriages by Municipality:
Batanes, First Semester 2023 and First Semester 2024 ^p

Province and Municipality	First Semester 2023	First Semester 2024	Number of Change
BATANES	55	78	23
Basco	8	29	21
Itbayat	6	6	0
Ivana	14	3	-11
Mahatao	6	31	25
Sabtang	13	4	-9
Uyugan	8	5	-3

Source: Philippine Statistics Authority, Decentralized Vital Statistics System (DVSS) and Vital Events Information (VEI) System

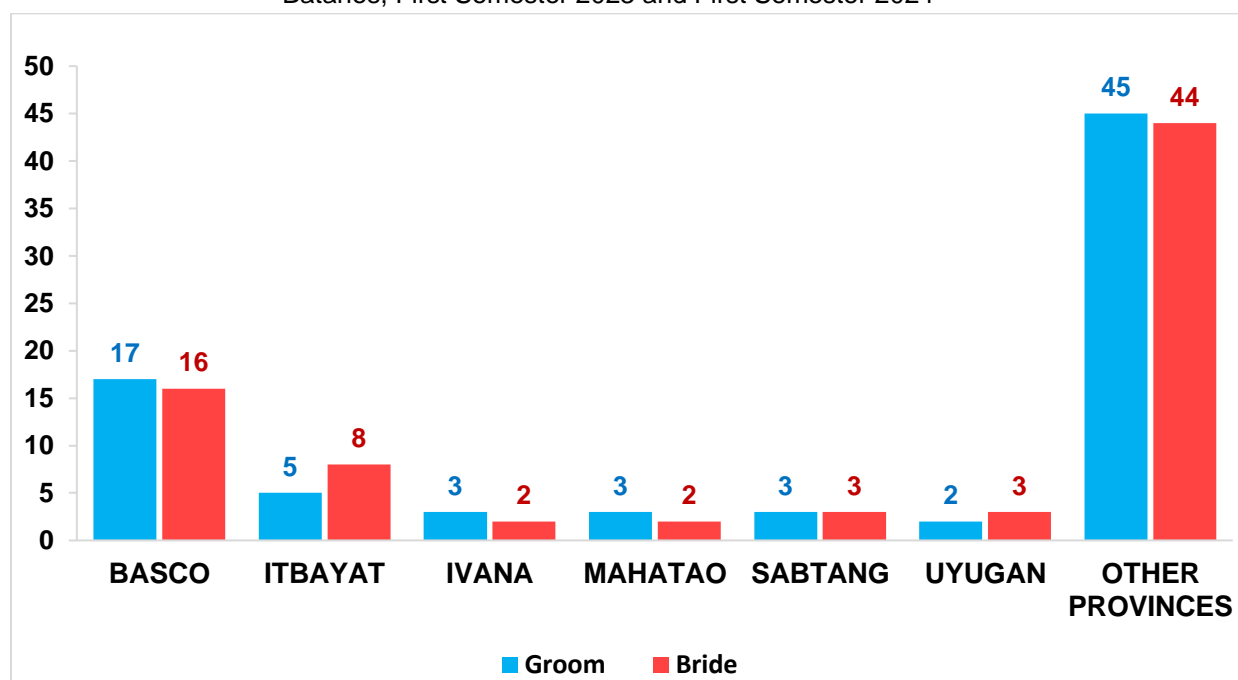
Note: Figures are results of actual registration without any adjustment for under-registration.
^p Preliminary results as of July 2024

Majority of grooms and brides in Batanes are residents of other provinces

In the first semester of 2024, Basco registered the highest number of marriages among local residents, with 17 grooms or 21.8 percent and 16 brides or 20.5 percent. Meanwhile, Uyugan registered the lowest number of marriages, with two grooms or 2.6 percent and three brides or 3.8 percent.

Moreover, a portion of registered marriages in Batanes were residents of other provinces with 45 grooms or 57.7 percent and 44 brides or 56.4 percent. (Figure 2 and Table 2)

Figure 2. Number of Registered Marriages by Usual Residence of Groom and Bride:
Batanes, First Semester 2023 and First Semester 2024 ^p



Source: Philippine Statistics Authority, Decentralized Vital Statistics System (DVSS) and Vital Events Information (VEI) System

Note: Figures are results of actual registration without any adjustment for under-registration.
^p Preliminary results as of July 2024

Table 2. Number and Percentage Distribution of Registered Marriages by Usual Residence of Groom and Bride: Batanes, First Semester 2024 ^p

Province and Municipality	Groom		Bride	
	Number	Percent	Number	Percent
TOTAL	78	100.0	78	100.0
BATANES	33	42.3	34	43.6
Basco	17	21.8	16	20.5
Itbayat	5	6.4	8	10.3
Ivana	3	3.8	2	2.6
Mahatao	3	3.8	2	2.6
Sabtang	3	3.8	3	3.8
Uyugan	2	2.6	3	3.8
OTHER PROVINCES	45	57.7	44	56.4

Source: Philippine Statistics Authority, Vital Events Information (VEI) System

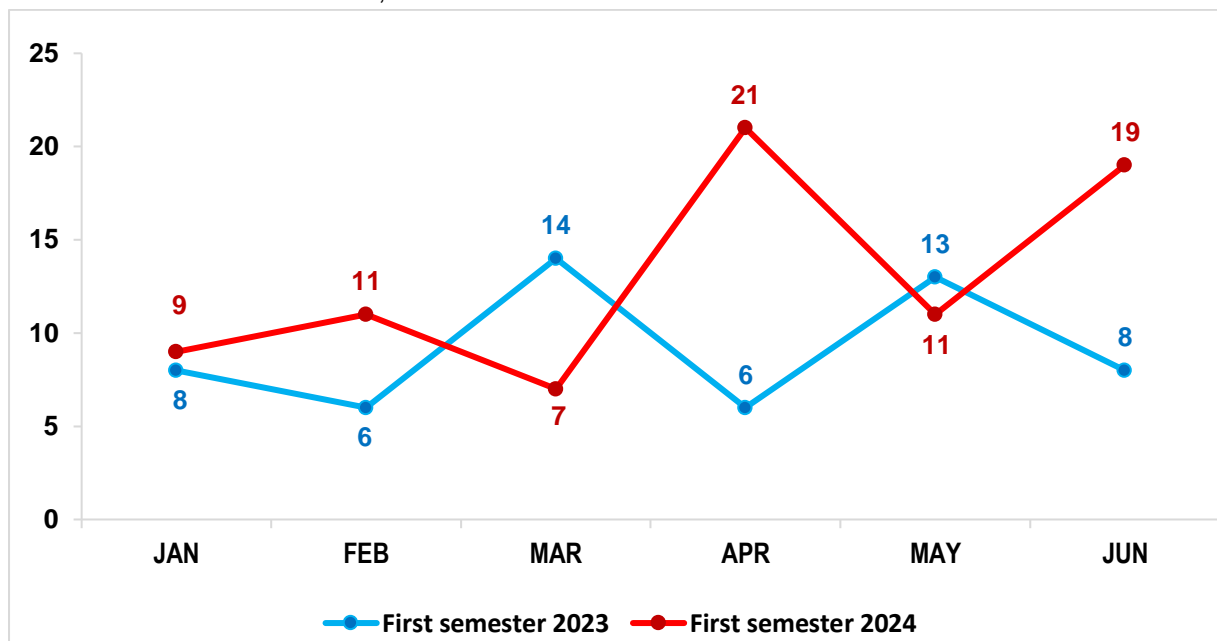
Note: Figures are results of actual registration without any adjustment for under-registration.

^p Preliminary results as of July 2024

Most marriages were registered in April

In the first semester of 2024, most of the marriages were registered in the month of April with 21 marriages or 26.9 percent of the total registration. This was an increase of 15 marriages compared to six marriages recorded in the same month of 2023. On the other hand, the month of March had the least registration of marriages with only seven registrations or 9.0 percent. In contrast, in the first semester of 2023, most of the marriages were registered in the month of March with 14 marriages. (Figure 3 and Table 3)

Figure 3. Number of Registered Marriages by Month: Batanes, First Semester 2023 and First Semester 2024 ^p



Source: Philippine Statistics Authority, Decentralized Vital Statistics System (DVSS) and Vital Events Information (VEI) System

Note: Figures are results of actual registration without any adjustment for under-registration.

^p Preliminary results as of July 2024

Table 3. Number and Percentage Distribution of Registered Marriages by Month:
Batanes, First Semester 2023 and First Semester 2024 ^p

Month of Occurrence	First Semester 2023		First Semester 2024	
	Number	Percent	Number	Percent
TOTAL	55	100.0	78	100.0
January	8	14.5	9	11.5
February	6	10.9	11	14.1
March	14	25.5	7	9.0
April	6	10.9	21	26.9
May	13	23.6	11	14.1
June	8	14.5	19	24.4

Source: Philippine Statistics Authority, Decentralized Vital Statistics System (DVSS) and Vital Events Information (VEI) System

Note: Figures are results of actual registration without any adjustment for under-registration.

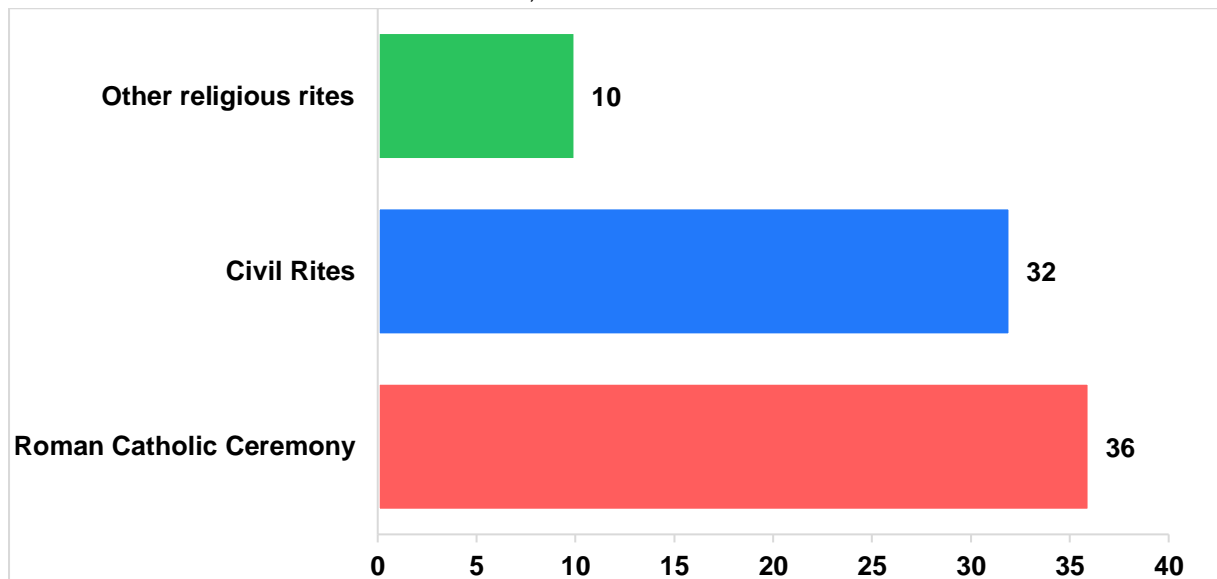
Total percent may not add up to 100 due to rounding off.

^p Preliminary results as of July 2024

Most marriages were solemnized through Roman Catholic Ceremony

In the first semester of 2024, most registered marriages were officiated through Roman Catholic ceremonies, with 36 marriages or 46.0 percent. This indicates that almost half of all couples opted to tie the knot in accordance with Roman Catholic rites. Civil rites followed, with 32 marriages or 41.1 percent while 10 marriages or 12.8 percent were solemnized through Other Religious Rites. By municipality, Roman Catholic ceremonies were the predominant choice in Basco with 18 marriages or 23.1 percent while Mahatao with 23 marriages or 29.5 percent had the highest proportion of Civil rites in the province. (Figure 4 and Table 4)

Figure 4. Number of Registered Marriages by Type of Ceremony:
Batanes, First Semester 2024 ^p



Source: Philippine Statistics Authority, Vital Events Information (VEI) System

Note: Figures are results of actual registration without any adjustment for under-registration.

^p Preliminary results as of July 2024

Table 4. Number and Percentage Distribution of registered Marriages by Type of Ceremony and by Municipality: Batanes, First Semester 2024 ^p

Province and Municipality	Roman Catholic Ceremony		Civil Rites		Other Religious Rites	
	Number	Percent	Number	Percent	Number	Percent
BATANES	36	46.0	32	41.1	10	12.8
Basco	18	23.1	7	9.0	4	5.1
Itbayat	5	6.4	0	0.0	1	1.3
Ivana	3	3.8	0	0.0	0	0.0
Mahatao	3	3.8	23	29.5	5	6.4
Sabtang	4	5.1	0	0.0	0	0.0
Uyugan	3	3.8	2	2.6	0	0.0

Source: Philippine Statistics Authority, Vital Events Information (VEI) System

Note: Figures are results of actual registration without any adjustment for under-registration.

Total percent may not add up to 100 due to rounding off.

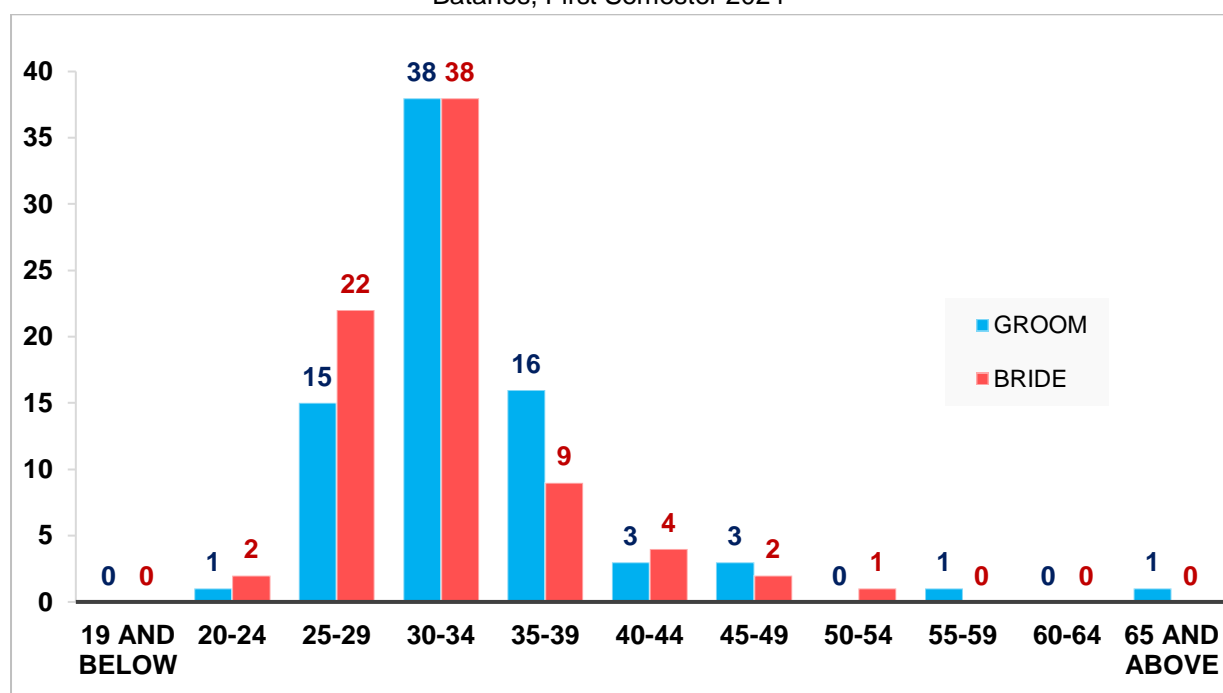
^p Preliminary results as of July 2024

Most grooms and brides were married at ages 30-34 years old

The province of Batanes recorded a total of 78 registered marriages during the first semester of 2024. By age, the most common age group for grooms was 30-34 years old, with 38 grooms or 48.7 percent of the total registered marriages. Similarly, for brides, the most common age group was also 30-34 years old, with 38 brides or 48.7 percent of the total registered marriages.

In older ages, the oldest recorded age per groom is 65 years old while 54 years old for bride. Moreover, there were no occurrence of marriage registration at ages 19 years old and below as well as 60-64 years old in the first semester of 2024. (Figure 5 and Table 5)

Figure 5. Number of Registered Marriages by Age Group of Bride and Groom: Batanes, First Semester 2024 ^p



Source: Philippine Statistics Authority, Vital Events Information (VEI) System

Note: Figures are results of actual registration without any adjustment for under-registration.

^p Preliminary results as of July 2024

Table 5. Number and Percentage Distribution of Registered Marriages by Age Group of Bride and Groom: Batanes, First Semester 2024 ^p

AGE GROUP	Groom		Bride	
	Number	Percent	Number	Percent
TOTAL	78	100.0	78	100.0
19 and below	0	0.0	0	0.0
20-24	1	1.3	2	2.6
25-29	15	19.2	22	28.2
30-34	38	48.7	38	48.7
35-39	16	20.5	9	11.5
40-44	3	3.8	4	5.1
45-49	3	3.8	2	2.6
50-54	0	0.0	1	1.3
55-59	1	1.3	0	0.0
60-64	0	0.0	0	0.0
65 and above	1	1.3	0	0.0

Source: Philippine Statistics Authority, Vital Events Information (VEI) System

Note: Figures are results of actual registration without any adjustment for under-registration.

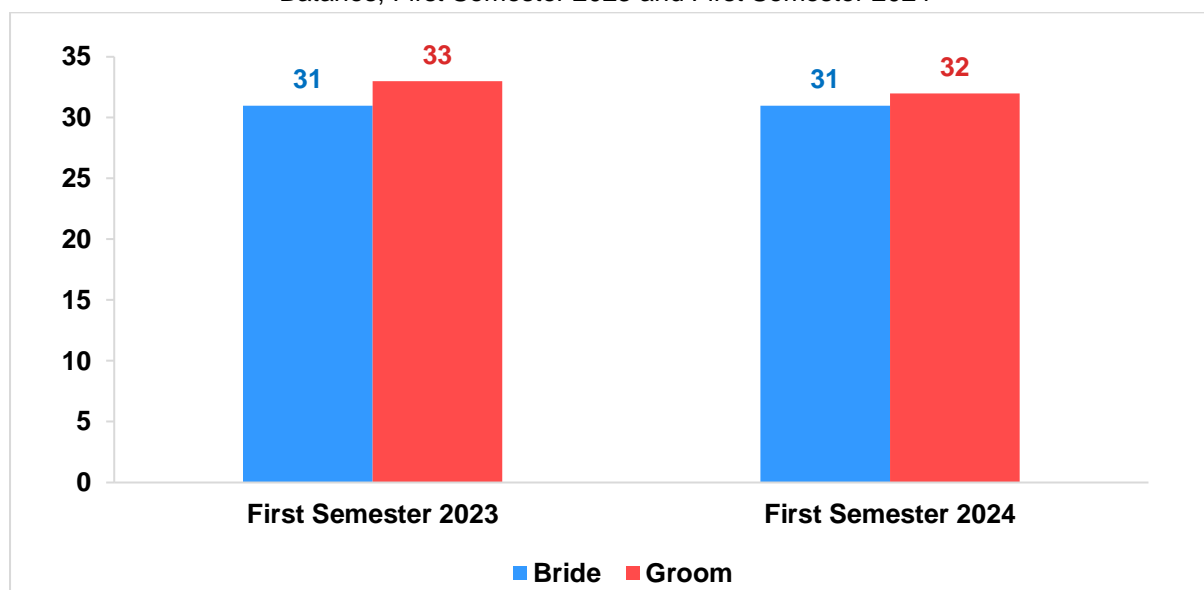
Total percent may not add up to 100 due to rounding off.

^p Preliminary results as of July 2024

Grooms were married at median age of 32 years old while 31 years old for bride

In the first semester of 2024, the median age for grooms was 32 years, while 31 years old for brides. The median age of grooms decreased from 33 years old in the first semester of 2023 to 32 years old in the first semester of 2024. On the other hand, the median age of brides remained the same at 31 years in both periods. (Figure 6 and Table 6)

Figure 6. Number of Registered Marriages by Median Age of Bride and Groom: Batanes, First Semester 2023 and First Semester 2024 ^p



Source: Philippine Statistics Authority, Decentralized Vital Statistics System (DVSS) and Vital Events Information (VEI) System

Note: Figures are results of actual registration without any adjustment for under-registration.

^p Preliminary results as of July 2024

Table 6. Number of Registered Marriages by Median Age of Bride and Groom: Batanes, First Semester 2023 and First Semester 2024 ^p

Year	Median Age of Bride	Median Age of Groom
First Semester 2023	31	33
First Semester 2024	31	32

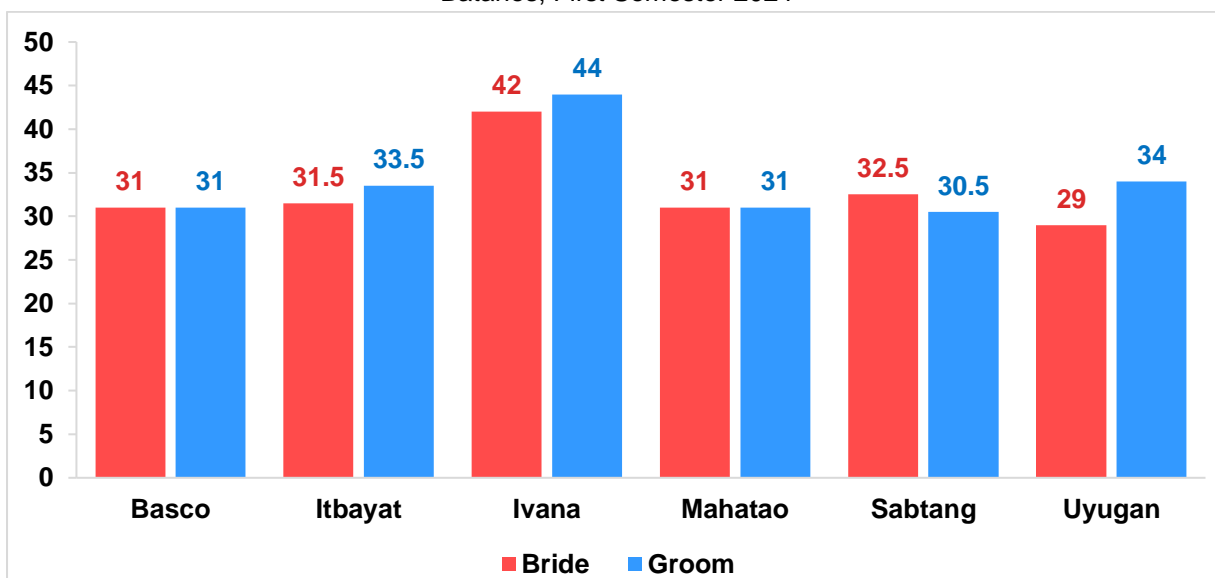
Source: Philippine Statistics Authority, Decentralized Vital Statistics System (DVSS) and Vital Events Information (VEI) System

Note: Figures are results of actual registration without any adjustment for under-registration.

^p Preliminary results as of July 2024

The median age of grooms ranged from 30.5 years old in Sabtang to 44 years old in Ivana. Meanwhile, the median age of brides ranged from 29 years old in Uyugan to 42 years old in Ivana. The highest median ages of both bride and groom were observed in Ivana, at 42 and 44 years old, respectively. In contrast, Uyugan recorded the youngest median age for brides, at 29 years old. (Figure 7 and Table 7)

Figure 7. Number of Registered Marriages by Municipality and by Median Age of Bride and Groom: Batanes, First Semester 2024 ^p



Source: Philippine Statistics Authority, Vital Events Information (VEI) System

Note: Figures are results of actual registration without any adjustment for under-registration.

^p Preliminary results as of July 2024

Table 7. Number of Registered Marriages by Municipality and by Median Age of Bride and Groom: Batanes, First Semester 2024 ^p

Municipality	Number of Registered Marriages	Median Age of Bride	Median Age of Groom
Basco	29	31	31
Itbayat	6	31.5	33.5
Ivana	3	42	44
Mahatao	31	31	31
Sabtang	4	32.5	30.5
Uyugan	5	29	34

Source: Philippine Statistics Authority, Vital Events Information (VEI) System

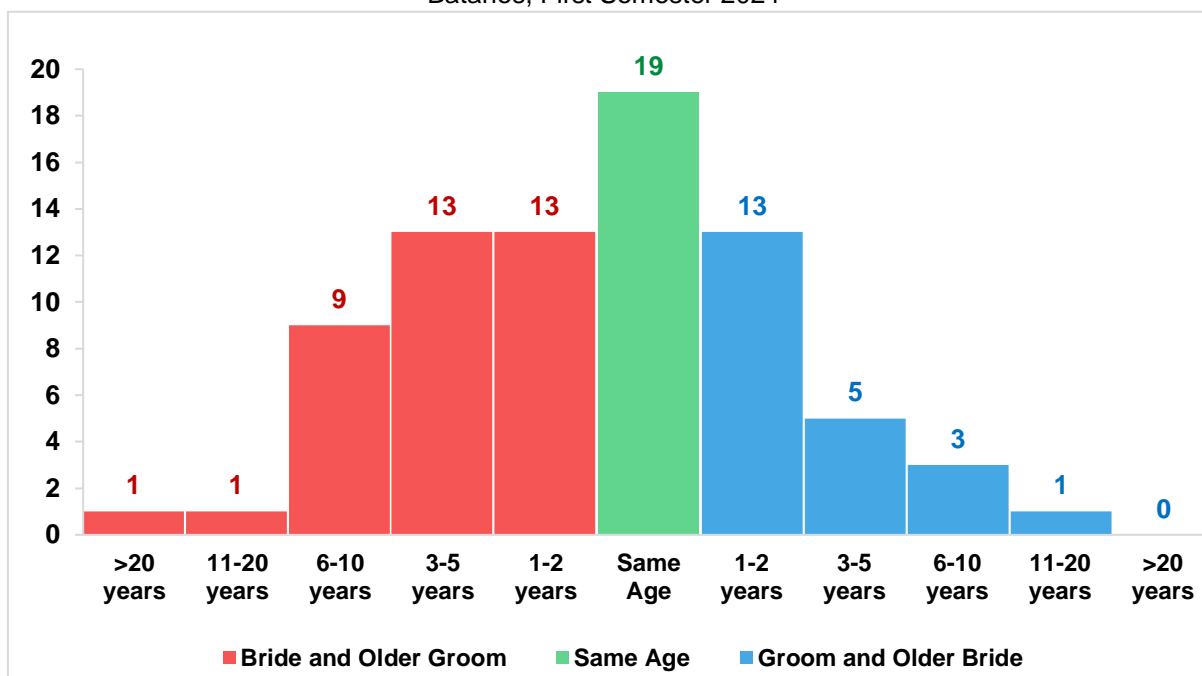
Note: Figures are results of actual registration without any adjustment for under-registration.

^p Preliminary results as of July 2024

Most marriages were from brides and grooms of the same age

In the first semester of 2024, most marriages were from the bride and groom with same age which comprised of 24.4 percent of the total registered marriages. Marriages with brides younger than their grooms were common, with 16.7 percent each having age gaps of 1-2 years or 3-5 years. Conversely, marriages where the groom was younger than the bride showed similar distribution for age gaps of 1-2 years with 16.7 percent. Furthermore, 2.6 percent of marriages had older groom than bride by more than 10 years, while the bride counterpart had about 1.3 percent. (Figure 8 and Table 8)

Figure 8. Number of Registered Marriages by Age Gap between Bride and Groom: Batanes, First Semester 2024 ^p



Source: Philippine Statistics Authority, Vital Events Information (VEI) System

Note: Figures are results of actual registration without any adjustment for under-registration.

^p Preliminary results as of July 2024

Table 8. Number and Percent Distribution of Registered Marriages by Age Gap between Bride and Groom: Batanes, First Semester 2024 ^p

Age Gap	Number	Percent
Bride and Older Groom		
1-2 years	13	16.7
3-5 years	13	16.7
6-10 years	9	11.5
11-20 years	1	1.3
>20 years	1	1.3
Same Age		
	19	24.4
Groom and Older Bride		
1-2 years	13	16.7
3-5 years	5	6.4
6-10 years	3	3.8
11-20 years	1	1.3
>20 years	0	0.0

Source: Philippine Statistics Authority, Vital Events Information (VEI) System

Note: Figures are results of actual registration without any adjustment for under-registration.

^p Preliminary results as of July 2024

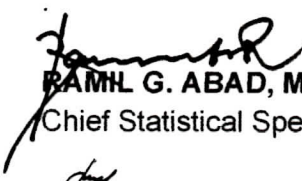
EXPLANATORY NOTES

Vital Statistics are derived from information obtained at the time when the occurrences of vital events and their characteristics are inscribed in a civil register.

The data on vital statistics presented in this release were obtained from the Certificates of Marriage (Municipal Form 97) that were registered, either timely or delayed, at the Office of the Municipal Civil Registrars and subsequently submitted for encoding to the Office of the Civil Registrar General through the Provincial Statistical Offices (PSOs) of the Philippine Statistics Authority (PSA). The information presented includes provisional vital events that occurred from January 2024 to June 2024 based on data files received by the PSA – Batanes Provincial Statistical Office. Thus, the figures presented herein are still preliminary and may differ from the final count.

DEFINITION OF TERMS AND CONCEPTS

Marriage is a special contract of permanent union between a man and woman entered into in accordance with law for the establishment of conjugal and family life. It is the foundation of the family, a social institution that is governed by law and not subject to stipulation.


RAMIL G. ABAD, MBA, MPopS
Chief Statistical Specialist


R. G. Abad Jr.