

SPECIAL RELEASE

REGISTERED DEATHS IN BATANES, JULY TO DECEMBER 2024 (Preliminary Result)

Date of Release: 06 February 2025

Reference No. SR2025-007



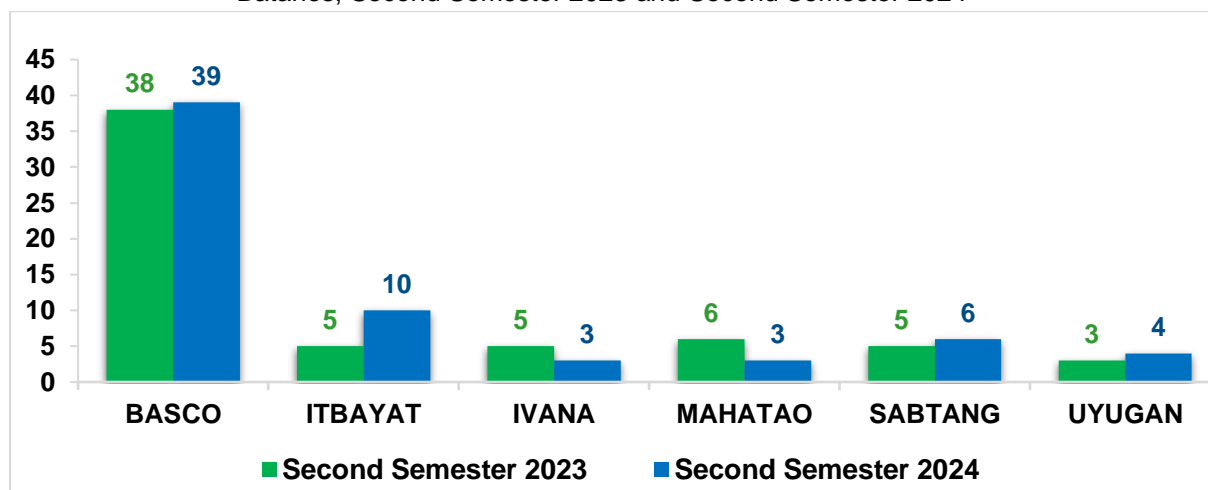
DEATH STATISTICS

Basco had the highest number of registered deaths

The total number of registered deaths in the province of Batanes during the second semester of 2024 was 65 deaths, which was higher by three deaths compared to the 62 registered deaths in the second semester of 2023. Among the six municipalities in the province, Basco recorded the highest number of registered deaths with 39 deaths, accounting for 60.0 percent of the total deaths in the second semester of 2024. Meanwhile, the Ivana and Mahatao municipalities had the lowest number of registered deaths, with only three deaths each or 4.6 percent.

In terms of changes, the municipality of Itbayat recorded the highest increase in registered deaths, with 10 deaths in the second semester of 2024 compared to five deaths in the second semester of 2023. On the other hand, Mahatao posted the highest decrease in registered deaths, with a reduction of three deaths from six deaths in the second semester of 2023 to three deaths in the second semester of 2024. (Figure 1 and Table 1)

Figure 1. Number of Registered Deaths by Municipality:
Batanes, Second Semester 2023 and Second Semester 2024^p



Source: Philippine Statistics Authority, Decentralized Vital Statistics System (DVSS) and Vital Events Information (VEI) System

Note: Figures are results of actual registration without any adjustment for under-registration.
^p Preliminary results as of January 2025

Table 1. Number of Registered Deaths by Municipality:
Batanes, Second Semester 2023 and Second Semester 2024 ^p

Province and Municipality	Second Semester 2023	Second Semester 2024	Number of Change
BATANES	62	65	3
Basco	38	39	1
Itbayat	5	10	5
Ivana	5	3	-2
Mahatao	6	3	-3
Sabtang	5	6	1
Uyugan	3	4	1

Source: Philippine Statistics Authority, Decentralized Vital Statistics System (DVSS) and Vital Events Information (VEI) System

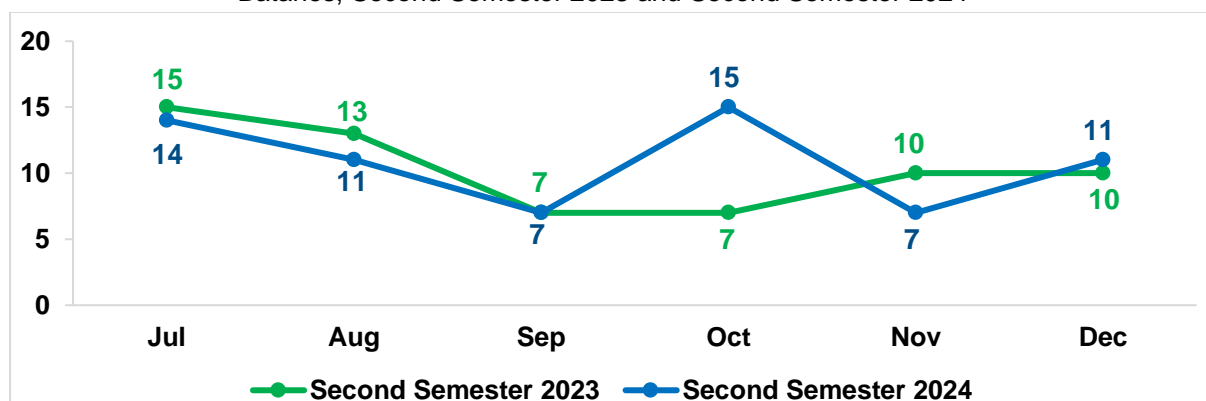
Note: Figures are results of actual registration without any adjustment for under-registration.

^p Preliminary results as of January 2025

Most deaths were registered in October

Most deaths in the second semester of 2024 were registered in the month of October with 15 deaths or 23.1 percent. On the other hand, the months of September and November recorded the lowest number of deaths, with seven deaths or 10.8 percent each. However, in the second semester of 2023, most deaths were registered in the month of July with 15 deaths, while the lowest recorded deaths were in September and October with seven deaths each. (Figure 2 and Table 2)

Figure 2. Number of Registered Deaths by Month:
Batanes, Second Semester 2023 and Second Semester 2024 ^p



Source: Philippine Statistics Authority, Decentralized Vital Statistics System (DVSS) and Vital Events Information (VEI) System

Note: Figures are results of actual registration without any adjustment for under-registration.

^p Preliminary results as of January 2025

Table 2. Number and Percentage Distribution of Registered Deaths by Month:
Batanes, Second Semester 2023 and Second Semester 2024 ^p

Month of Occurrence	Second Semester 2023		Second Semester 2024	
	Number	Percent	Number	Percent
TOTAL	62	100.0	65	100.0
July	15	24.2	14	21.5
August	13	21.0	11	16.9
September	7	11.3	7	10.8
October	7	11.3	15	23.1
November	10	16.1	7	10.8
December	10	16.1	11	16.9

Source: Philippine Statistics Authority, Decentralized Vital Statistics System (DVSS) and Vital Events Information (VEI) System

Note: Figures are results of actual registration without any adjustment for under-registration.

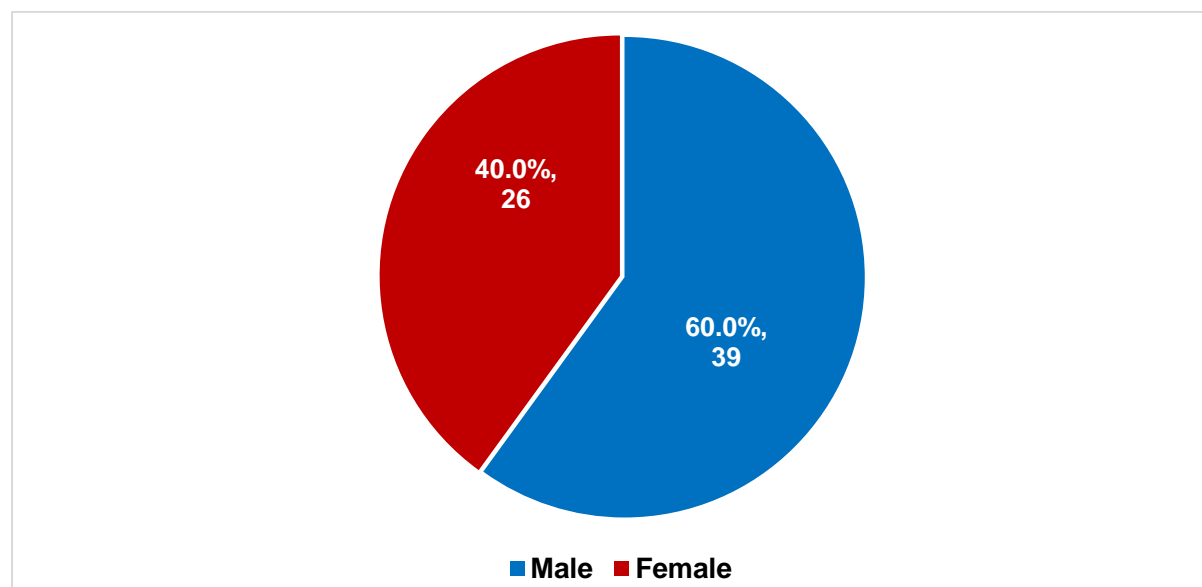
^p Preliminary results as of January 2025

More males died than females

Out of the 65 registered deaths in the second semester of 2024, more than half were males, with 39 deaths or 60.0 percent, compared to 26 female deaths or 40.0 percent.

By place of occurrence, the municipality of Basco recorded the highest number of deaths, with 39 deaths or 60.0 percent of the total. This included 21 male deaths or 32.3 percent and 18 female deaths or 27.7 percent. Meanwhile, the municipalities of Ivana and Mahatao had the lowest number of deaths, with three deaths or 4.6 percent each. Both Ivana and Mahatao recorded two male deaths and one female death. (Figure 3 and Table 3)

Figure 3. Number and Percentage Distribution of Registered Deaths by Place of Occurrence and by Sex: Batanes, Second Semester 2024 ^p



Source: Philippine Statistics Authority, Vital Events Information (VEI) System

Note: Figures are results of actual registration without any adjustment for under-registration.

^p Preliminary results as of January 2025

Table 3. Number and Percentage Distribution of Registered Deaths by Place of Occurrence and by Sex: Batanes, Second Semester 2024 ^p

Province and Municipality	Place of Occurrence					
	Both Sexes		Male		Female	
	Number	Percent	Number	Percent	Number	Percent
BATANES	65	100.0	39	60.1	26	39.9
Basco	39	60.0	21	32.3	18	27.7
Itbayat	10	15.4	7	10.8	3	4.6
Ivana	3	4.6	2	3.1	1	1.5
Mahatao	3	4.6	2	3.1	1	1.5
Sabtang	6	9.2	3	4.6	3	4.6
Uyugan	4	6.2	4	6.2	0	0.0

Source: Philippine Statistics Authority, Vital Events Information (VEI) System

Note: Figures are results of actual registration without any adjustment for under-registration.

^p Preliminary results as of January 2025

In terms of place of usual residence, Basco recorded the highest number of deaths, with 25 deaths or 38.5 percent. These were divided into 13 male deaths or 20.0 percent and 12 female deaths or 18.5 percent. Meanwhile, Ivana had the lowest number of deaths, with five deaths or 7.7 percent, which composed of three male deaths and two male deaths. (Table 4)

Table 4. Number and Percentage Distribution of Registered Deaths by Place of Usual Residence and by Sex: Batanes, Second Semester 2024 ^p

Province and Municipality	Place of Usual Residence					
	Both Sexes		Male		Female	
	Number	Percent	Number	Percent	Number	Percent
BATANES	65	100.0	39	60.0	26	40.0
Basco	25	38.5	13	20.0	12	18.5
Itbayat	10	15.4	7	10.8	3	4.6
Ivana	5	7.7	3	4.6	2	3.1
Mahatao	7	10.8	4	6.2	3	4.6
Sabtang	10	15.4	5	7.7	5	7.7
Uyugan	8	12.3	7	10.8	1	1.5

Source: Philippine Statistics Authority, Vital Events Information (VEI) System

Note: Figures are results of actual registration without any adjustment for under-registration.

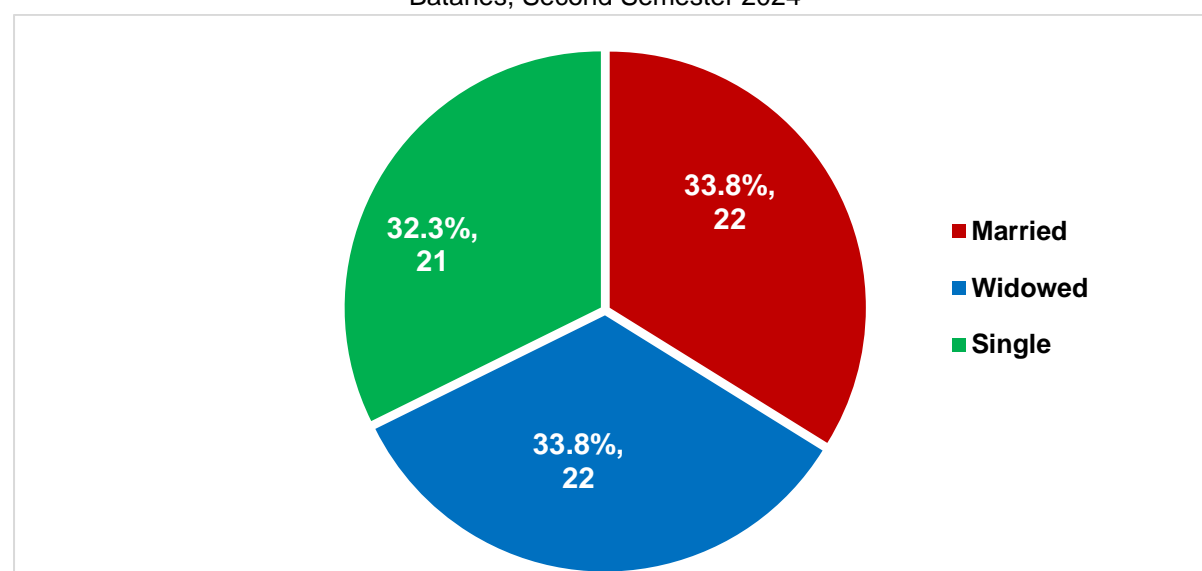
^p Preliminary results as of January 2025

Most registered deaths were among married and widowed individuals

In the second semester of 2024, both married and widowed individuals accounted for the largest proportion of deaths, each with 22 deaths or 33.8 percent. Single individuals had the least, with 21 deaths or 32.3 percent.

By place of occurrence, the municipality of Basco recorded the highest number of deaths across all civil status categories, with 15 single deaths or 71.4 percent, 10 married deaths or 45.5 percent, and 14 widowed deaths or 63.6 percent. (Figure 4 and Table 5)

Figure 4. Number and Percentage Distribution of Registered Deaths by Civil Status: Batanes, Second Semester 2024 ^p



Source: Philippine Statistics Authority, Vital Events Information (VEI) System

Note: Figures are results of actual registration without any adjustment for under-registration.

Total percent may not add up to 100 due to rounding off.

^p Preliminary results as of January 2025

Table 5. Number and Percentage Distribution of Registered Deaths by Place of Occurrence and by Civil Status: Batanes, Second Semester 2024^p

Province and Municipality	Place of Occurrence					
	Single		Married		Widowed	
	Number	Percent	Number	Percent	Number	Percent
BATANES	21	100.0	22	100.0	22	100.0
Basco	15	71.4	10	45.5	14	63.6
Itbayat	3	14.3	3	13.6	4	18.2
Ivana	0	0.0	3	13.6	0	0.0
Mahatao	1	4.8	1	4.6	1	4.6
Sabtang	0	0.0	3	13.6	3	13.6
Uyugan	2	9.5	2	9.1	0	0.0

Source: Philippine Statistics Authority, Vital Events Information (VEI) System

Note: Figures are results of actual registration without any adjustment for under-registration.

^p Preliminary results as of January 2025

In terms of place of usual residence, Basco also recorded the highest number of deaths, with 11 widowed deaths or 50.0 percent, eight single deaths or 38.1 percent, and six married deaths or 27.3 percent. Meanwhile, Ivana recorded the least number of deaths with four married deaths or 18.2 percent, one widowed deaths or 4.6 percent and no death among single. (Table 6)

Table 6. Number and Percentage Distribution of Registered Deaths by Place of Usual Residence and by Civil Status: Batanes, Second Semester 2024^p

Province and Municipality	Place of Usual Residence					
	Single		Married		Widowed	
	Number	Percent	Number	Percent	Number	Percent
BATANES	21	100.0	22	100.0	22	100.0
Basco	8	38.1	6	27.3	11	50.0
Itbayat	3	14.3	3	13.6	4	18.2
Ivana	0	0.0	4	18.2	1	4.6
Mahatao	4	19.1	1	4.6	2	9.1
Sabtang	2	9.5	5	22.7	3	13.6
Uyugan	4	19.1	3	13.6	1	4.6

Source: Philippine Statistics Authority, Vital Events Information (VEI) System

Note: Figures are results of actual registration without any adjustment for under-registration.

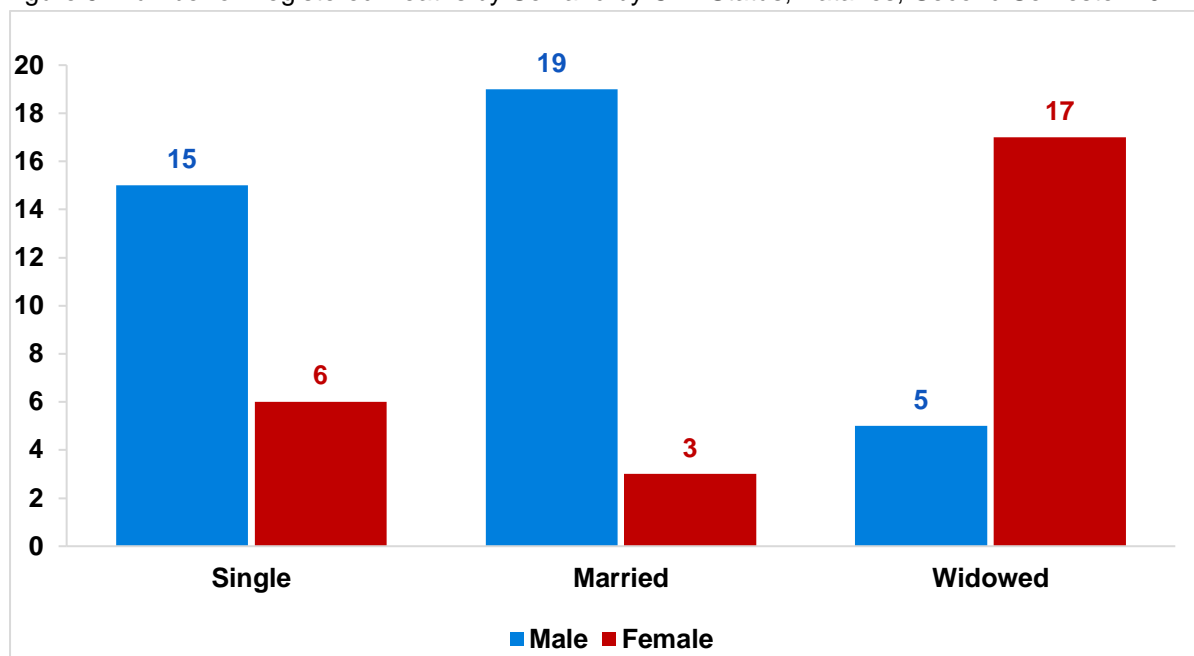
Total percent may not add up to 100 due to rounding off.

^p Preliminary results as of January 2025

Most males who died were married while widowed for females

In the second semester of 2024, most male deaths were among married individuals with 19 deaths or 29.2 percent of the total male deaths. On the other hand, most female deaths occurred among widowed individuals, with 17 deaths or 26.1 percent of the total female deaths. (Figure 5 and Table 7).

Figure 5: Number of Registered Deaths by Sex and by Civil Status, Batanes, Second Semester 2024 ^p



Source: Philippine Statistics Authority, Vital Events Information (VEI) System

Note: Figures are results of actual registration without any adjustment for under-registration.

^p Preliminary results as of January 2025

Table 7. Number and Percentage Distribution of Registered Deaths by Sex and by Civil Status: Batanes, Second Semester 2024 ^p

Civil Status	Both Sexes		Male		Female	
	Number	Percent	Number	Percent	Number	Percent
TOTAL	65	100.0	39	60.0	26	40.0
Single	21	32.3	15	23.1	6	9.2
Married	22	33.8	19	29.2	3	4.6
Widowed	22	33.8	5	7.7	17	26.1

Source: Philippine Statistics Authority, Vital Events Information (VEI) System

Note: Figures are results of actual registration without any adjustment for under-registration.

Total percent may not add up to 100 due to rounding off.

^p Preliminary results as of January 2025

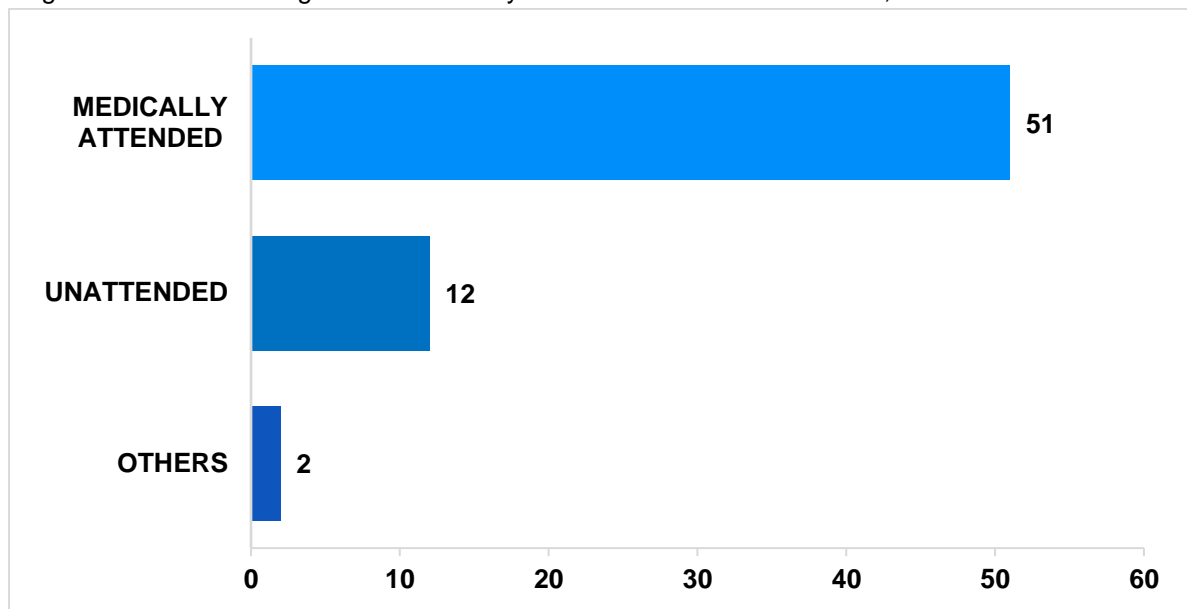
Four-fifths of the registered deaths were medically attended

Medically attended deaths are those attended by a physician, public health officer, hospital authority or other medically inclined personnel.

Out of the 65 registered deaths in the second semester of 2024, 51 deaths or 78.4 percent were medically attended, reflecting the effectiveness of medical services in the province. On the other hand, 12 deaths or 18.5 percent were unattended, while the remaining two deaths or 3.0 percent were attended by others, such as relatives.

Basco recorded the highest number of registered deaths, with 32 deaths or 49.2 percent being medically attended and seven deaths or 10.8 percent being unattended. Ivana and Uyugan had three and four deaths, respectively, all of which were medically attended. In contrast, Mahatao recorded three deaths, all of which were unattended. Itbayat and Sabtang each had one death attended by others. (Figure 6 and Table 8)

Figure 6. Number of Registered Deaths by Attendance at Death: Batanes, Second Semester 2024 ^p



Source: Philippine Statistics Authority, Vital Events Information (VEI) System

Note: Figures are results of actual registration without any adjustment for under-registration.

^p Preliminary results

Table 8. Number and Percentage Distribution of Registered Deaths by Place of Occurrence and by Attendance at Death: Batanes, Second Semester 2024 ^p

Province and Municipality	Place of Occurrence							
	TOTAL		Medically Attended		Unattended		Others	
	Number	Percent	Number	Percent	Number	Percent	Number	Percent
BATANES	65	100.0	51	78.4	12	18.5	2	3.0
Basco	39	60.0	32	49.2	7	10.8	0	0.0
Itbayat	10	15.3	9	13.8	0	0.0	1	1.5
Ivana	3	4.6	3	4.6	0	0.0	0	0.0
Mahatao	3	4.6	0	0.0	3	4.6	0	0.0
Sabtang	6	9.2	3	4.6	2	3.1	1	1.5
Uyugan	4	6.2	4	6.2	0	0.0	0	0.0

Source: Philippine Statistics Authority, Vital Events Information (VEI) System

Note: Figures are results of actual registration without any adjustment for under-registration.

Total percent may not add up to 100 due to rounding off.

^p Preliminary results as of January 2025

In terms of place of usual residence, Basco had the highest number of registered deaths with 25 deaths or 38.5 percent. Among these, 18 deaths were medically attended, while seven were unattended. Ivana and Uyugan had five deaths and eight deaths, respectively, all of which were medically attended.

Among the municipalities, Basco had the highest proportion of unattended deaths with seven deaths or 10.8 percent. Moreover, Itbayat and Sabtang each recorded one death attended by others, such as relatives. (Table 9)

Table 9. Number and Percentage Distribution of Registered Deaths by Place of Usual Residence and by Attendance at Death: Batanes, Second Semester 2024 ^p

Province and Municipality	Place of Usual Residence							
	TOTAL		Medically Attended		Unattended		Others	
	Number	Percent	Number	Percent	Number	Percent	Number	Percent
BATANES	65	100.0	51	78.5	12	18.5	2	3.0
Basco	25	38.5	18	27.7	7	10.8	0	0.0
Itbayat	10	15.3	9	13.8	0	0.0	1	1.5
Ivana	5	7.7	5	7.7	0	0.0	0	0.0
Mahatao	7	10.8	4	6.2	3	4.6	0	0.0
Sabtang	10	15.4	7	10.8	2	3.1	1	1.5
Uyugan	8	12.3	8	12.3	0	0.0	0	0.0

Source: Philippine Statistics Authority, Vital Events Information (VEI) System

Note: Figures are results of actual registration without any adjustment for under-registration.

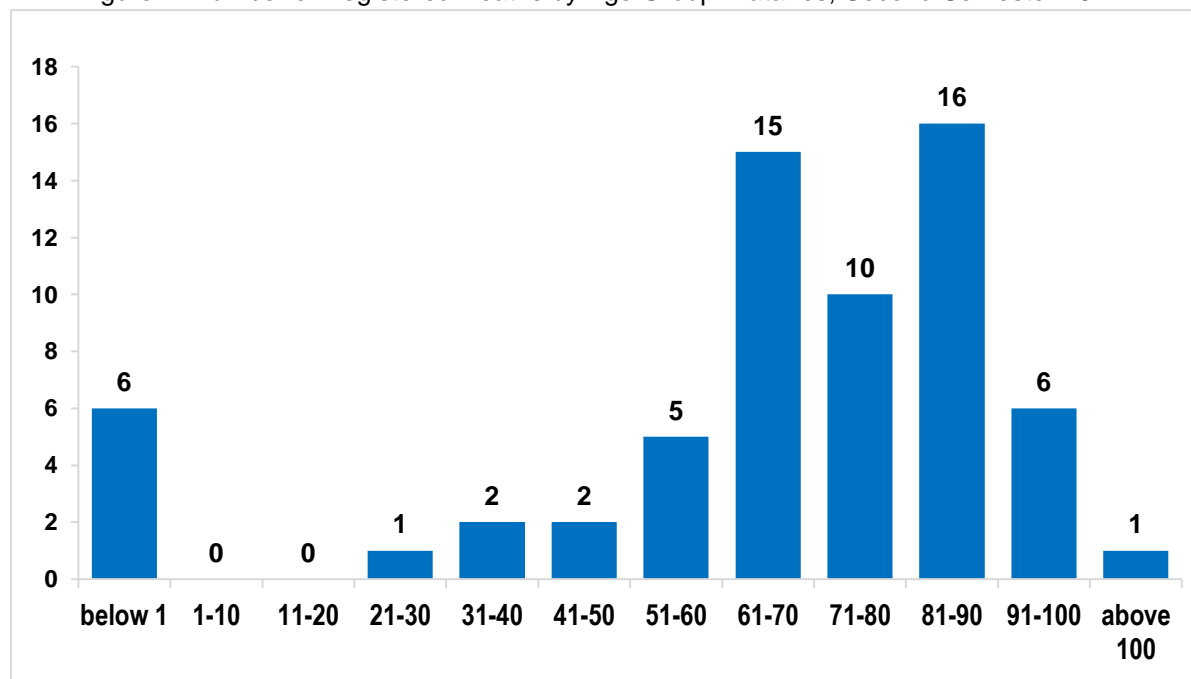
Total percent may not add up to 100 due to rounding off.

^p Preliminary results as of January 2025

Most registered deaths were aged 81 to 90 years old

In the second semester of 2024, the highest number of registered deaths in the province of Batanes was observed in the age group 81 to 90 years old, with 16 deaths or 24.6 percent of the total. This was followed by the age group 61 to 70 years old, which recorded 15 deaths or 23.1 percent. On the other hand, the age group above 100 years old registered the least number of deaths, with one death or 1.5 percent. No deaths were recorded in the age group one to 10 years old and 11 to 20 years old. (Figure 7 and Table 10)

Figure 7. Number of Registered Deaths by Age Group: Batanes, Second Semester 2024 ^p



Source: Philippine Statistics Authority, Vital Events Information (VEI) System

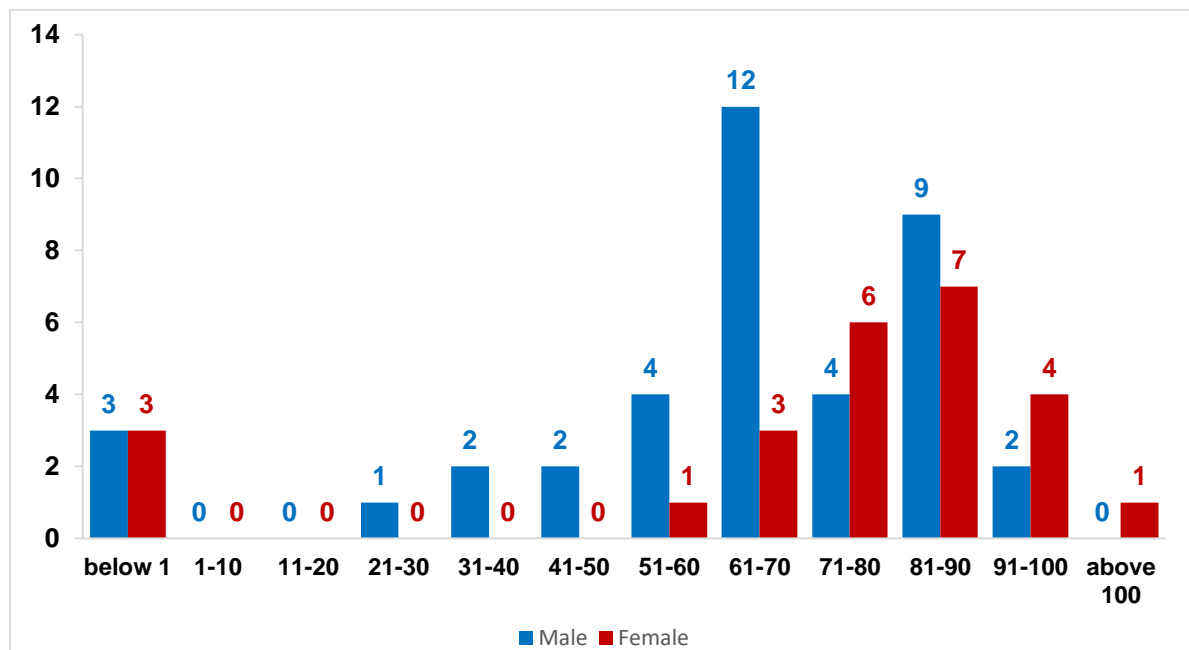
Note: Figures are results of actual registration without any adjustment for under-registration.

^p Preliminary results as of January 2025

Among the 39 male deaths, the age group 61 to 70 years old recorded the highest number of deaths, with 12 deaths or 30.8 percent. For females, the age group 81 to 90 years old registered the highest number of deaths, with seven deaths or 26.9 percent.

The oldest male deaths were recorded in the age group 91 to 100 years old, with two deaths or 5.1 percent, while the youngest male deaths were below one year old, accounting for three deaths or 7.7 percent. For females, the oldest death was above 100 years old, with one death or 3.8 percent, while the youngest female deaths were below one year old with four deaths or 15.4 percent. (Figure 8 and Table 10).

Figure 8. Number of Registered Deaths by Age Group and by Sex:
Batanes, Second Semester 2024 ^p



Source: Philippine Statistics Authority, Vital Events Information (VEI) System

Note: Figures are results of actual registration without any adjustment for under-registration.

^p Preliminary results as of January 2025

Table 10. Number and Percentage Distribution of Registered Deaths by Age Group and by Sex:
Batanes, Second Semester 2024 ^p

Age Group	Both Sexes		Male		Female	
	Number	Percent	Number	Percent	Number	Percent
TOTAL	65	100.0	39	100.0	26	100.0
below 1	7	10.8	3	7.7	4	15.4
1-10	0	0.0	0	0.0	0	0.0
11-20	0	0.0	0	0.0	0	0.0
21-30	1	1.5	1	2.6	0	0.0
31-40	2	3.1	2	5.1	0	0.0
41-50	2	3.1	2	5.1	0	0.0
51-60	5	7.7	4	10.3	1	3.8
61-70	15	23.1	12	30.8	3	11.5
71-80	10	15.4	4	10.3	6	23.1
81-90	16	24.6	9	23.1	7	26.9
91-100	6	9.2	2	5.1	4	15.4
above 100	1	1.5	0	0.0	1	3.8

Source: Philippine Statistics Authority, Vital Events Information (VEI) System

Note: Figures are results of actual registration without any adjustment for under-registration.

Total percent may not add up to 100 due to rounding off.

^p Preliminary results as of January 2025

EXPLANATORY NOTES

Vital Statistics are derived from information obtained at the time when the occurrences of vital events and their characteristics are inscribed in a civil register.

The data on vital statistics presented in this release were obtained from The Certificates of Death (Municipal Form 103) that were registered, either timely or delayed, at the Office of the Municipal Civil Registrars and subsequently submitted for encoding to the Office of the Civil Registrar General through the Provincial Statistical Offices (PSOs) of the Philippine Statistics Authority (PSA). The information presented includes provisional vital events that occurred from July 2024 to December 2024 based on data files received by the PSA – Batanes Provincial Statistical Office. Thus, the figures presented herein are still preliminary and may differ from the final count.

DEFINITION OF TERMS AND CONCEPTS

Death refers to the permanent disappearance of all evidence of life at any time after births has taken place (postnatal cessation of vital function without capability of resuscitation).

Place of Occurrence refers to the place where the vital event took place.


RAMIL G. ABAD, MBA, MPopS
Chief Statistical Specialist


GYG