

SPECIAL RELEASE

REGISTERED MARRIAGES IN BATANES, JULY TO DECEMBER 2024 (Preliminary Result)

Date of Release: 06 February 2025

Reference No. SR2025-006



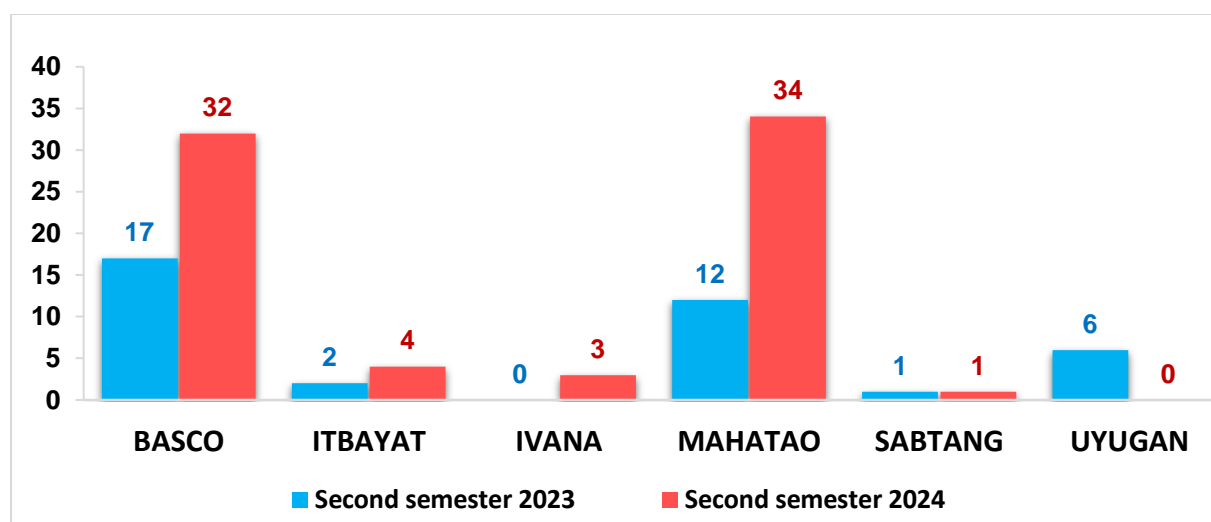
MARRIAGE STATISTICS

Mahatao had the highest number of registered marriages

The province of Batanes recorded a total of 74 registered marriages during the second semester of 2024, an increase of 36 marriages compared to 38 marriages in the second semester of 2023. Among the six municipalities, Mahatao registered the highest number of marriages with 34 marriages or 45.9 percent. This was an increase from 12 marriages in the second semester of 2023. Basco followed with 32 marriages, also showing an increase from 17 marriages in the second semester of 2023.

In terms of changes, Mahatao had the highest increase in registered marriages with an additional 22 marriages in the second semester of 2024 compared to the second semester of 2023. On the other hand, Uyugan recorded a decrease, with zero marriages in the second semester of 2024 compared to six marriages in the second semester of 2023. (Figure 1 and Table 1).

Figure 1. Number of Registered Marriages by Municipality:
Batanes, Second Semester 2023 and Second Semester 2024 ^p



Source: Philippine Statistics Authority, Decentralized Vital Statistics System (DVSS) and Vital Events Information (VEI) System

Note: Figures are results of actual registration without any adjustment for under-registration.

^p Preliminary results as of January 2025

Table 1. Number of Registered Marriages by Municipality:
Batanes, Second Semester 2023 and Second Semester 2024 ^p

Province and Municipality	Second Semester 2023	Second Semester 2024	Number of Change
BATANES	38	74	36
Basco	17	32	15
Itbayat	2	4	2
Ivana	0	3	3
Mahatao	12	34	22
Sabtang	1	1	0
Uyugan	6	0	-6

Source: Philippine Statistics Authority, Decentralized Vital Statistics System (DVSS) and Vital Events Information (VEI) System

Note: Figures are results of actual registration without any adjustment for under-registration.

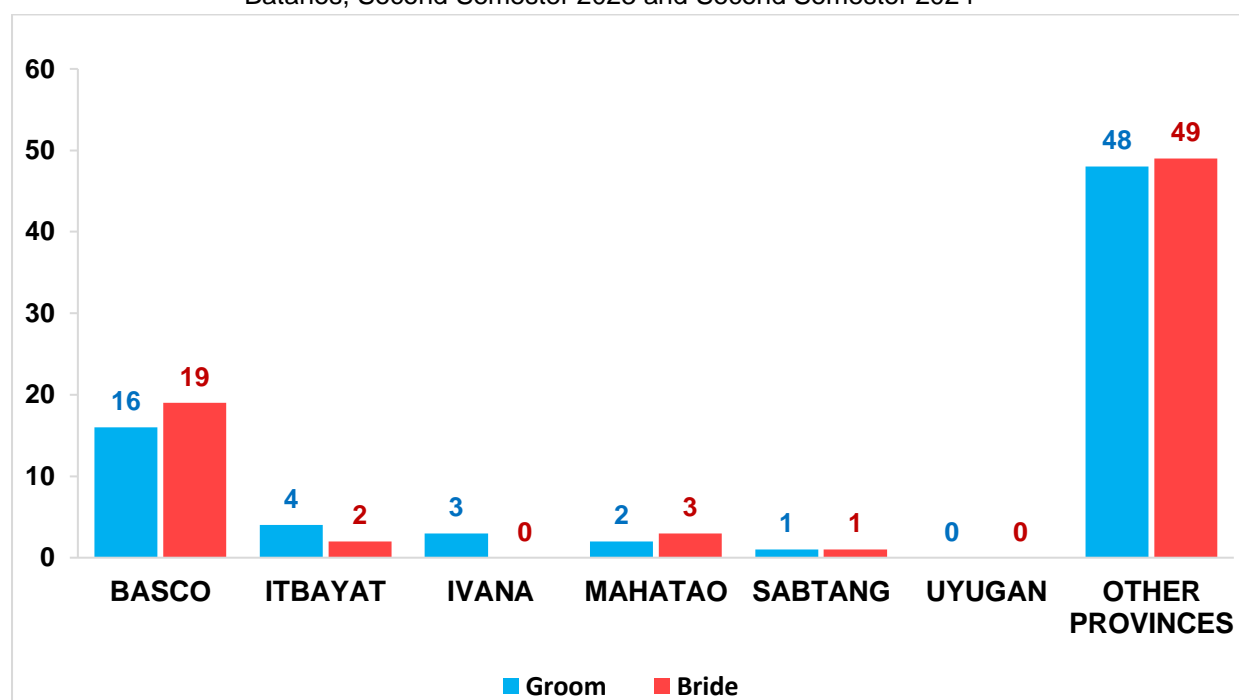
^p Preliminary results as of January 2025

Majority of grooms and brides in Batanes are residents of other provinces

In the second semester of 2024, Basco registered the highest number of marriages among local residents, with 16 grooms or 21.6 percent and 19 brides or 25.7 percent. Meanwhile, Uyugan had no recorded marriages in this period.

Moreover, a majority of the registered marriages in Batanes involved residents of other provinces, with 48 grooms or 64.9 percent and 49 brides or 66.2 percent. (Figure 2 and Table 2)

Figure 2. Number of Registered Marriages by Usual Residence of Groom and Bride:
Batanes, Second Semester 2023 and Second Semester 2024 ^p



Source: Philippine Statistics Authority, Decentralized Vital Statistics System (DVSS) and Vital Events Information (VEI) System

Note: Figures are results of actual registration without any adjustment for under-registration.

^p Preliminary results as of January 2025

Table 2. Number and Percentage Distribution of Registered Marriages by Usual Residence of Groom and Bride: Batanes, Second Semester 2024 ^p

Province and Municipality	Groom		Bride	
	Number	Percent	Number	Percent
TOTAL	74	100.0	74	100.00
BATANES	26	35.1	25	33.8
Basco	16	21.6	19	25.7
Itbayat	4	5.4	2	2.7
Ivana	3	4.1	0	0.0
Mahatao	2	2.7	3	4.1
Sabtang	1	1.4	1	1.4
Uyugan	0	0.0	0	0.0
OTHER PROVINCES	48	64.9	49	66.2

Source: Philippine Statistics Authority, Vital Events Information (VEI) System

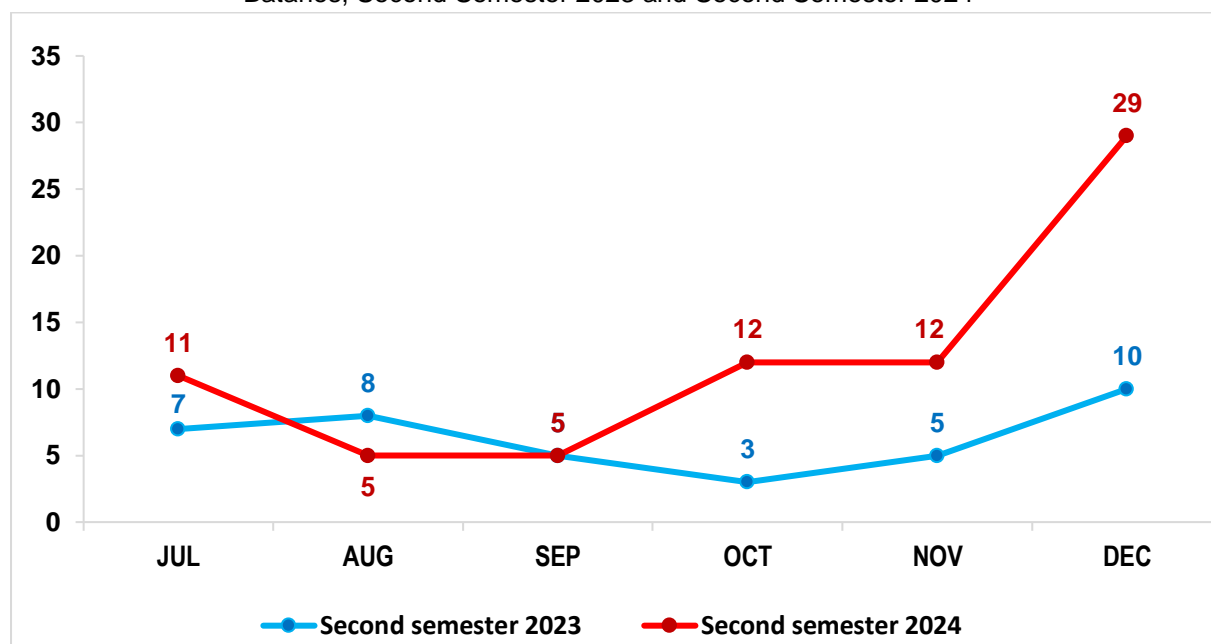
Note: Figures are results of actual registration without any adjustment for under-registration.

^p Preliminary results as of January 2025

Most marriages were registered in December

In the second semester of 2024, most of the marriages were registered in December with 29 marriages or 39.2 percent of the total registration. This was an increase of 19 marriages compared to 10 marriages recorded in the same month of 2023. On the other hand, the months of August and September had the least registration of marriages, with only five registrations or 6.8 percent each. Likewise, in the second semester of 2023, most of the marriages were registered in the month of December with 10 marriages. (Figure 3 and Table 3)

Figure 3. Number of Registered Marriages by Month:
Batanes, Second Semester 2023 and Second Semester 2024 ^p



Source: Philippine Statistics Authority, Decentralized Vital Statistics System (DVSS) and Vital Events Information (VEI) System

Note: Figures are results of actual registration without any adjustment for under-registration.

Total percent may not add up to 100 due to rounding off.

^p Preliminary results as of January 2025

Table 3. Number and Percentage Distribution of Registered Marriages by Month:
Batanes, Second Semester 2023 and Second Semester 2024 ^p

Month of Occurrence	Second Semester 2023		Second Semester 2024	
	Number	Percent	Number	Percent
TOTAL	38	100.0	74	100.0
July	7	18.4	11	14.9
August	8	21.1	5	6.8
September	5	13.2	5	6.8
October	3	7.9	12	16.2
November	5	13.2	12	16.2
December	10	26.3	29	39.2

Source: Philippine Statistics Authority, Decentralized Vital Statistics System (DVSS) and Vital Events Information (VEI) System

Note: Figures are results of actual registration without any adjustment for under-registration.

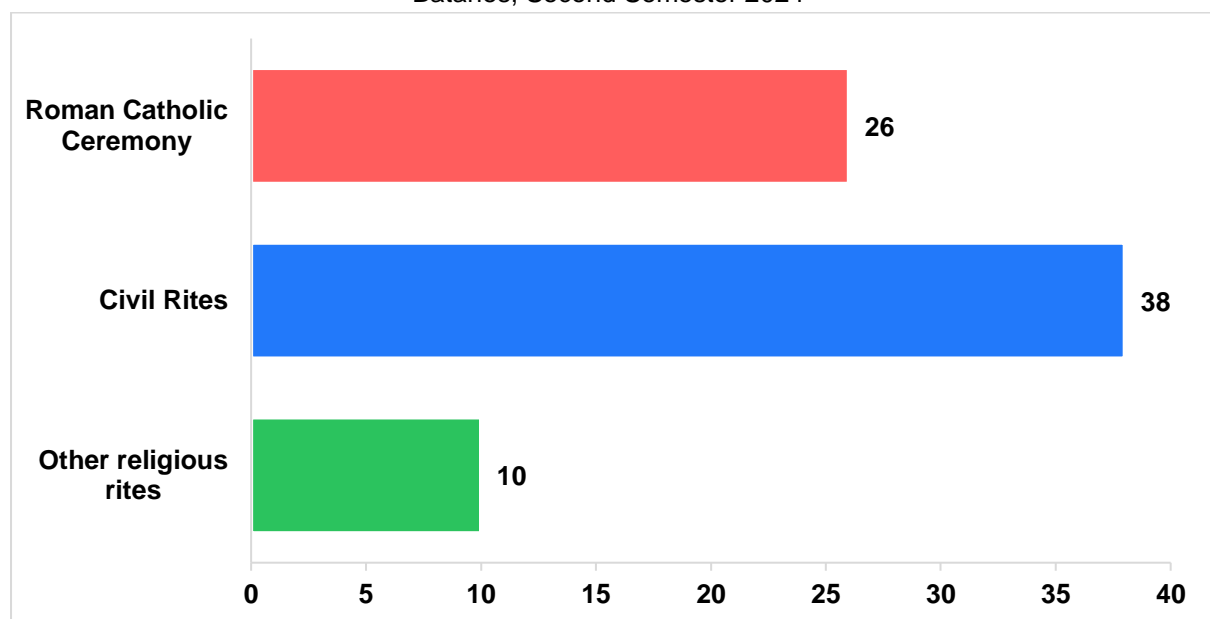
Total percent may not add up to 100 due to rounding off.

^p Preliminary results as of January 2025

Most marriages were solemnized through Civil rites

In the second semester of 2024, most registered marriages were officiated through Civil Rites, with 38 marriages or 51.4 percent. Roman Catholic ceremonies followed, with 26 marriages or 35.1 percent, while 10 marriages or 13.5 percent were solemnized through Other Religious Rites. By municipality, Civil Rites were the predominant choice in Mahatao, with 25 marriages or 33.8 percent. Meanwhile Basco with 20 marriages or 27.0 percent had the highest proportion of Roman Catholic ceremony in the province. (Figure 4 and Table 4)

Figure 4. Number of Registered Marriages by Type of Ceremony:
Batanes, Second Semester 2024 ^p



Source: Philippine Statistics Authority, Vital Events Information (VEI) System

Note: Figures are results of actual registration without any adjustment for under-registration.

^p Preliminary results as of January 2025

Table 4. Number and Percentage Distribution of registered Marriages by Type of Ceremony and by Municipality: Batanes, Second Semester 2024 ^p

Province and Municipality	Roman Catholic Ceremony		Civil Rites		Other Religious Rites	
	Number	Percent	Number	Percent	Number	Percent
BATANES	26	35.1	38	51.4	10	13.5
Basco	20	27.0	11	14.9	1	1.4
Itbayat	2	2.7	2	2.7	0	0.0
Ivana	3	4.1	0	0.0	0	0.0
Mahatao	0	0.0	25	33.8	9	12.2
Sabtang	1	1.4	0	0.0	0	0.0
Uyugan	0	0.0	0	0.0	0	0.0

Source: Philippine Statistics Authority, Vital Events Information (VEI) System

Note: Figures are results of actual registration without any adjustment for under-registration.

Total percent may not add up to 100 due to rounding off.

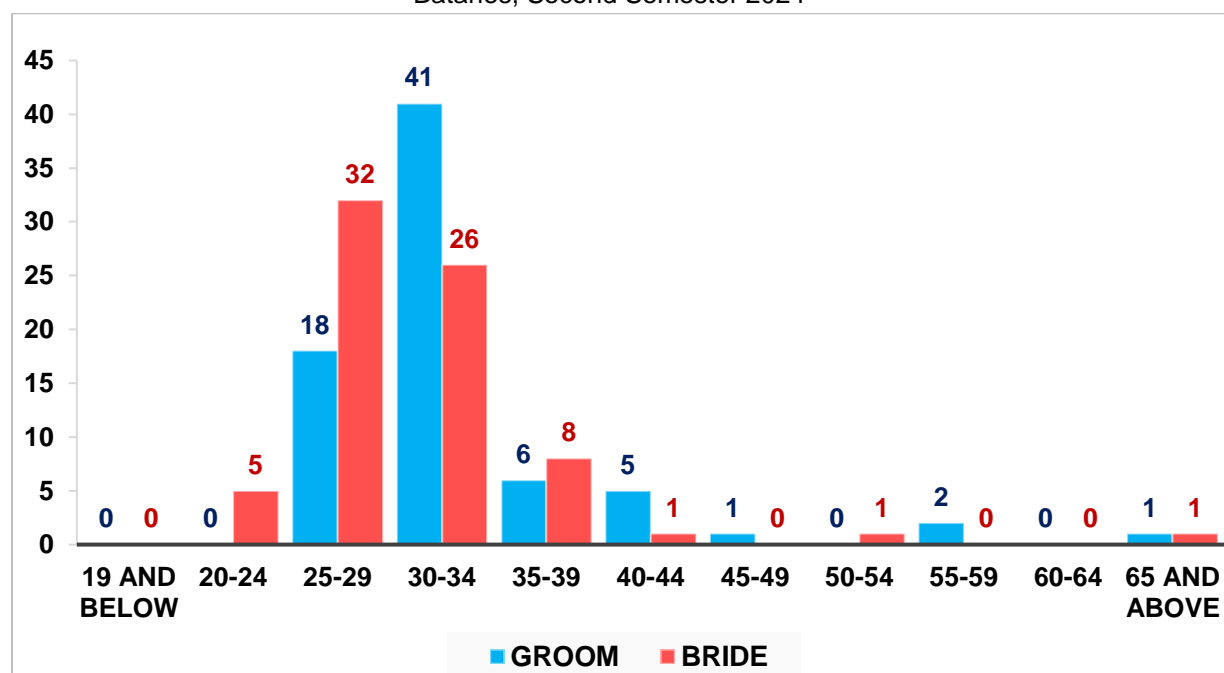
^p Preliminary results as of January 2025

Most grooms were married at ages 30-34 years old while 25-29 years old for brides

The province of Batanes recorded a total of 74 registered marriages during the second semester of 2024. By age, the most common age group for grooms was 30 to 34 years old, with 41 grooms or 55.4 percent of the total registered marriages. Meanwhile, for brides, the most common age group was 25 to 29 years old, with 32 brides or 43.2 percent of the total registered marriages.

The oldest recorded groom and bride were both categorized in the 65 years old and above age group. Moreover, there were no marriages registered among individuals aged 19 years old and below, as well as those aged 60 to 64 years old, in the second semester of 2024. (Figure 5 and Table 5)

Figure 5. Number of Registered Marriages by Age Group of Bride and Groom: Batanes, Second Semester 2024 ^p



Source: Philippine Statistics Authority, Vital Events Information (VEI) System

Note: Figures are results of actual registration without any adjustment for under-registration.

^p Preliminary results as of January 2025

Table 5. Number and Percentage Distribution of Registered Marriages by Age Group of Bride and Groom: Batanes, Second Semester 2024 ^p

AGE GROUP	Groom		Bride	
	Number	Percent	Number	Percent
TOTAL	74	100.0	74	100.0
19 and below	0	0.0	0	0.0
20-24	0	0.0	5	6.8
25-29	18	24.3	32	43.2
30-34	41	55.4	26	35.1
35-39	6	8.1	8	10.8
40-44	5	6.8	1	1.4
45-49	1	1.4	0	0.0
50-54	0	0.0	1	1.4
55-59	2	2.7	0	0.0
60-64	0	0.0	0	0.0
65 and above	1	1.4	1	1.4

Source: Philippine Statistics Authority, Vital Events Information (VEI) System

Note: Figures are results of actual registration without any adjustment for under-registration.

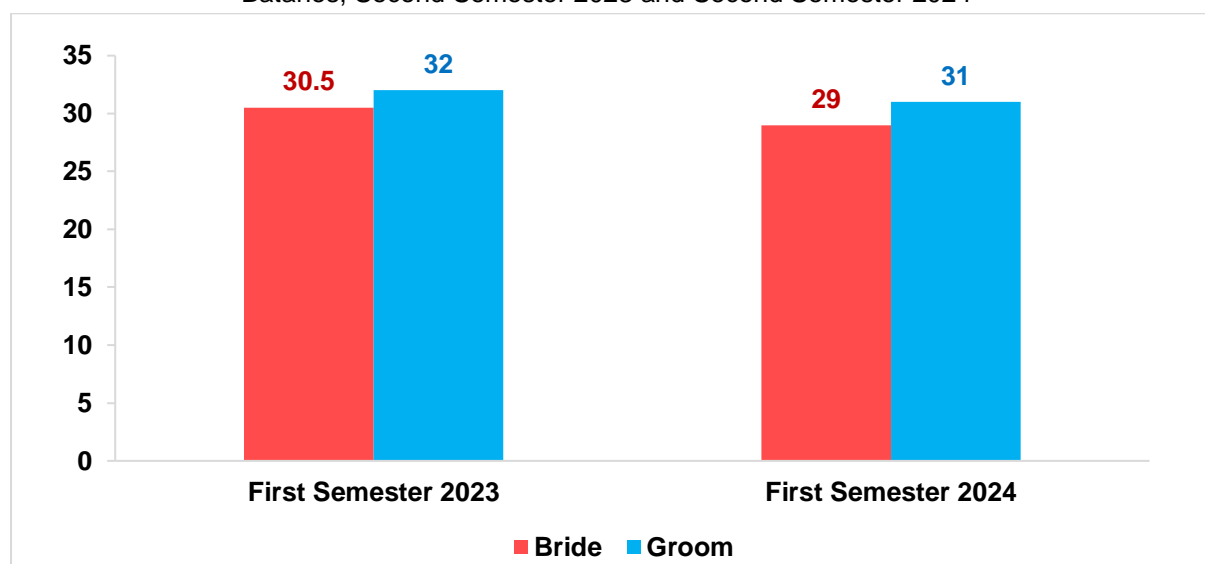
Total percent may not add up to 100 due to rounding off.

^p Preliminary results as of January 2025

Grooms were married at median age of 31 years old while 29 years old for brides

In the second semester of 2024, the median age for grooms was 31 years old, while 29 years old for brides. The median age of grooms decreased from 32 years old in the second semester of 2023 to 31 years old in the second semester of 2024. On the other hand, the median age of brides decreased from 30.5 years old in the second semester of 2023 to 29 years old in the second semester of 2024. There were no registered marriages recorded in the municipality of Uyugan during the period. (Figure 6 and Table 6)

Figure 6. Number of Registered Marriages by Median Age of Bride and Groom: Batanes, Second Semester 2023 and Second Semester 2024 ^p



Source: Philippine Statistics Authority, Decentralized Vital Statistics System (DVSS) and Vital Events Information (VEI) System

Note: Figures are results of actual registration without any adjustment for under-registration.

^p Preliminary results as of January 2025

Table 6. Number of Registered Marriages by Median Age of Bride and Groom: Batanes, Second Semester 2023 and Second Semester 2024 ^p

Year	Median Age of Bride	Median Age of Groom
Second Semester 2023	30.5	32
Second Semester 2024	29	31

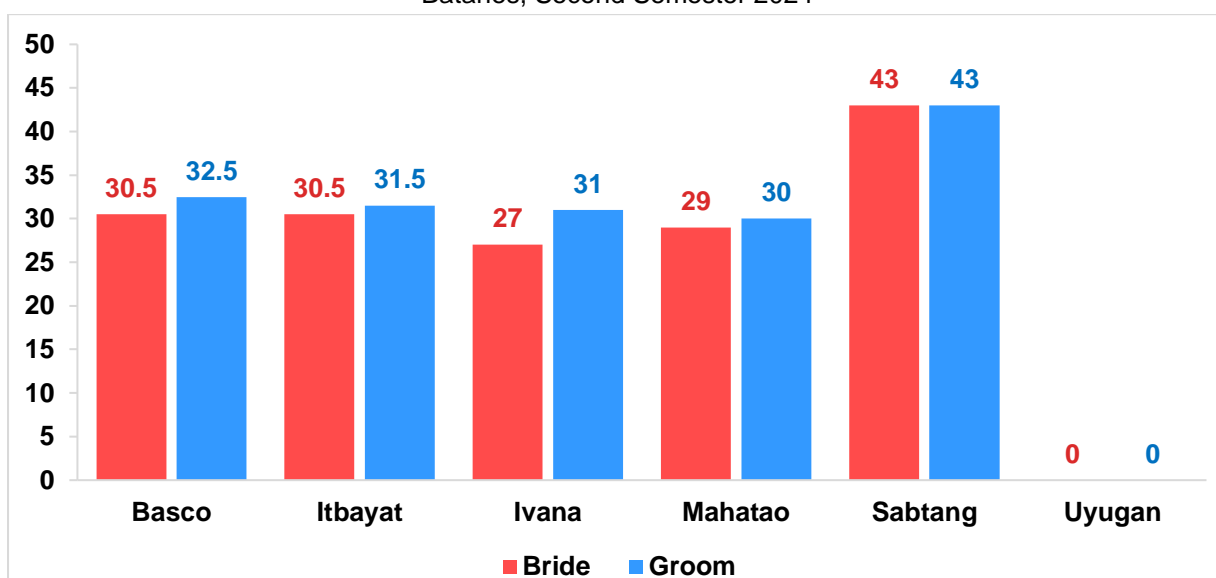
Source: Philippine Statistics Authority, Decentralized Vital Statistics System (DVSS) and Vital Events Information (VEI) System

Note: Figures are results of actual registration without any adjustment for under-registration.

^p Preliminary results as of January 2025

The median age of grooms ranged from 30 years old in Mahatao to 43 years old in Sabtang. Meanwhile, the median age of brides ranged from 27 years old in Ivana to 43 years old in Sabtang. The highest median age for both grooms and brides were recorded in Sabtang at 43 years old. In contrast, Ivana recorded the youngest median age for brides at 27 years old. (Figure 7 and Table 7)

Figure 7. Number of Registered Marriages by Municipality and by Median Age of Bride and Groom: Batanes, Second Semester 2024 ^p



Source: Philippine Statistics Authority, Vital Events Information (VEI) System

Note: Figures are results of actual registration without any adjustment for under-registration.

^p Preliminary results as of January 2025

Table 7. Number of Registered Marriages by Municipality and by Median Age of Bride and Groom: Batanes, Second Semester 2024 ^p

Municipality	Number of Registered Marriages	Median Age of Bride	Median Age of Groom
Basco	32	30.5	32.5
Itbayat	4	30.5	31.5
Ivana	3	27	31
Mahatao	34	29	30
Sabtang	1	43	43
Uyugan	0	0	0

Source: Philippine Statistics Authority, Vital Events Information (VEI) System

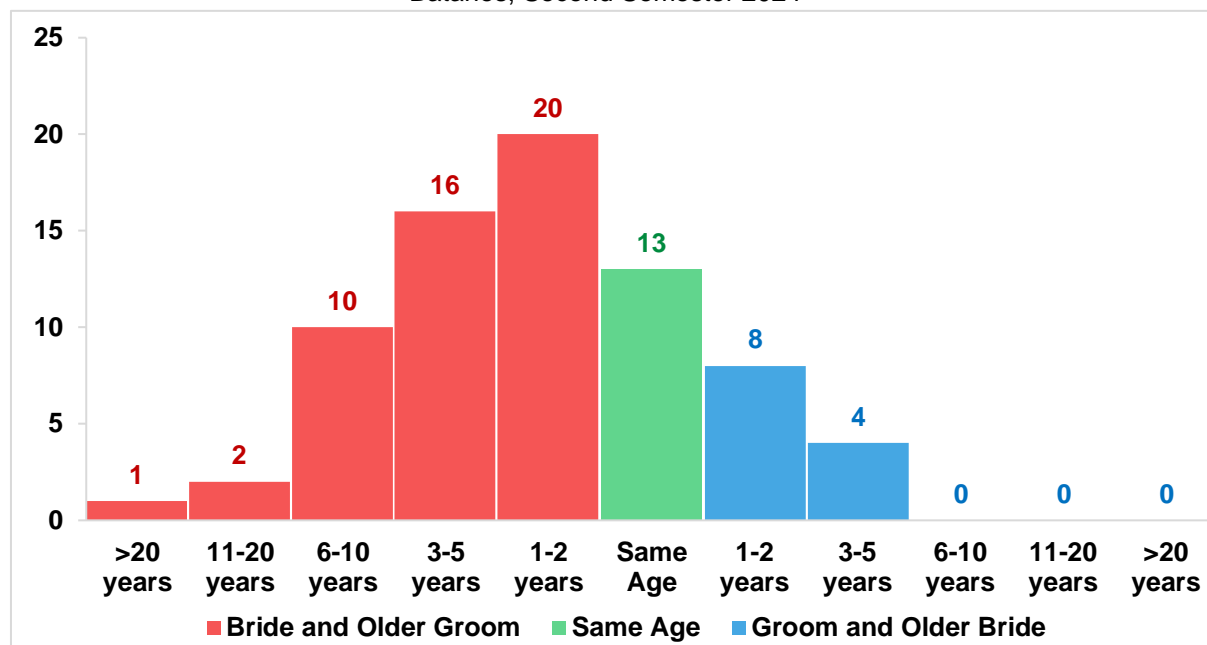
Note: Figures are results of actual registration without any adjustment for under-registration.

^p Preliminary results as of January 2025

Most marriages were from brides younger than their grooms by one to two years

In the second semester of 2024, most marriages were from brides who were younger than their grooms by one to two years, which comprised 20 marriages or 27.0 percent of the total registered marriages. Moreover, bride and groom with same age were recorded with 13 marriages or 17.6 percent of the total registered marriages. Conversely, marriages where the groom was younger than the bride were posted a total of 12 marriages for age gaps of 1-2 years and 3-5 years. Furthermore, 1.4 percent of marriages had older groom than bride by more than 20 years. (Figure 8 and Table 8)

Figure 8. Number of Registered Marriages by Age Gap between Bride and Groom:
Batanes, Second Semester 2024 ^p



Source: Philippine Statistics Authority, Vital Events Information (VEI) System

Note: Figures are results of actual registration without any adjustment for under-registration.

^p Preliminary results as of January 2025

Table 8. Number and Percent Distribution of Registered Marriages by Age Gap between Bride and Groom: Batanes, Second Semester 2024 ^p

Age Gap	Number	Percent
Bride and Older Groom		
1-2 years	20	27.0
3-5 years	16	21.6
6-10 years	10	13.5
11-20 years	2	2.7
>20 years	1	1.4
Same Age	13	17.6
Groom and Older Bride		
1-2 years	8	10.8
3-5 years	4	5.4
6-10 years	0	0.0
11-20 years	0	0.0
>20 years	0	0.0

Source: Philippine Statistics Authority, Vital Events Information (VEI) System

Note: Figures are results of actual registration without any adjustment for under-registration.

^p Preliminary results as of January 2025


EXPLANATORY NOTES

Vital Statistics are derived from information obtained at the time when the occurrences of vital events and their characteristics are inscribed in a civil register.

The data on vital statistics presented in this release were obtained from the Certificates of Marriage (Municipal Form 97) that were registered, either timely or delayed, at the Office of the Municipal Civil Registrars and subsequently submitted for encoding to the Office of the Civil Registrar General through the Provincial Statistical Offices (PSOs) of the Philippine Statistics Authority (PSA). The information presented includes provisional vital events that occurred from July 2024 to December 2024 based on data files received by the PSA – Batanes Provincial Statistical Office. Thus, the figures presented herein are still preliminary and may differ from the final count.

DEFINITION OF TERMS AND CONCEPTS

Marriage is a special contract of permanent union between a man and woman entered into in accordance with law for the establishment of conjugal and family life. It is the foundation of the family, a social institution that is governed by law and not subject to stipulation.


RAMIL G. ABAD, MBA, MPopS
Chief Statistical Specialist


UGVG