




**FY 2023 MONTHLY DISBURSEMENT PROGRAM**  
(In Thousand Pesos)

Department : National Economic and Development Authority (NEDA)  
 Agency : Philippine Statistics Authority  
 Operating Unit : Regional Statistical Services Office - II  
 Organization Code (UACS) : 24 008 0300002

Particulars	UACS CODE	Total Programs	Tax Rem Advice (TRA)	Net Program	Full Year Requirement																
					QUARTER 1				QUARTER 2				QUARTER 3				QUARTER 4				Full Year
					Jan	Feb	March	Sub Total	April	May	June	Sub Total	July	Aug	Sept	Sub Total	Oct	Nov	Dec	Sub Total	Total
1	2	3	4	5	6	7	8	9=6+7+8	10	11	12	13=10+11+12	14	15	16	17=14+15+16	18	19	20	21=18+19+20	22
I. NOTICE OF CASH ALLOCATION		80,887	3,961	76,926	5,813	5,857	6,112	17,782	7,298	9,503	6,076	22,877	6,251	5,823	6,151	18,225	6,313	8,987	2,742	18,042	76,926
A. Fiscal Year's (FY) Budget		80,887	3,961	76,926	5,813	5,857	6,112	17,782	7,298	9,503	6,076	22,877	6,251	5,823	6,151	18,225	6,313	8,987	2,742	18,042	76,926
New GAA		76,125	3,961	72,164	5,378	5,422	5,677	16,477	6,863	9,068	5,641	21,572	5,816	5,388	5,716	16,920	5,878	8,598	2,719	17,195	72,164
COMPREHENSIVE RELEASE		76,125	3,961	72,164	5,378	5,422	5,677	16,477	6,863	9,068	5,641	21,572	5,816	5,388	5,716	16,920	5,878	8,598	2,719	17,195	72,164
Specific Budgets of National Government Agencies	1 01 101	76,125	3,961	72,164	5,378	5,422	5,677	16,477	6,863	9,068	5,641	21,572	5,816	5,388	5,716	16,920	5,878	8,598	2,719	17,195	72,164
PS		51,950	3,174	48,776	3,703	3,703	3,703	11,109	4,267	7,325	3,703	15,295	3,703	3,703	3,703	11,109	3,813	6,475	975	11,263	48,776
MOOE		24,175	787	23,388	1,675	1,719	1,974	5,368	2,596	1,743	1,938	6,277	2,113	1,685	2,013	5,811	2,065	2,123	1,744	5,932	23,388
Automatic Appropriation		4,762	0	4,762	435	435	435	1,305	435	435	435	1,305	435	435	435	1,305	435	389	23	847	4,762
Retirement and Life Insurance Premiums	1 04 102	4,762	0	4,762	435	435	435	1,305	435	435	435	1,305	435	435	435	1,305	435	389	23	847	4,762
PS		4,762	0	4,762	435	435	435	1,305	435	435	435	1,305	435	435	435	1,305	435	389	23	847	4,762
TOTAL NCA PROGRAM		80,887	3,961	76,926	5,813	5,857	6,112	17,782	7,298	9,503	6,076	22,877	6,251	5,823	6,151	18,225	6,313	8,987	2,742	18,042	76,926
PS		56,712	3,174	53,538	4,138	4,138	4,138	12,414	4,702	7,760	4,138	16,600	4,138	4,138	4,138	12,414	4,248	6,864	998	12,110	53,538
MOOE		24,175	787	23,388	1,675	1,719	1,974	5,368	2,596	1,743	1,938	6,277	2,113	1,685	2,013	5,811	2,065	2,123	1,744	5,932	23,388
IV. TAX REMITTANCE ADVICE		0	3,961	3,961	357	352	353	1,062	371	353	352	1,076	360	352	355	1,067	357	325	74	756	3,961
PS		0	3,174	3,174	290	290	290	870	290	290	290	870	290	290	290	870	290	259	15	564	3,174
MOOE		0	787	787	67	62	63	192	81	63	62	206	70	62	65	197	67	66	59	192	787
V. TOTAL DISBURSEMENT PROGRAM		80,887	3,961	76,926	6,170	6,209	6,465	18,844	7,669	9,856	6,428	23,953	6,611	6,175	6,506	19,292	6,670	9,312	2,816	18,798	80,887
PS		56,712	3,174	53,538	4,428	4,428	4,428	13,284	4,992	8,050	4,428	17,470	4,428	4,428	4,428	13,284	4,538	7,123	1,013	12,674	56,712
MOOE		24,175	787	23,388	1,742	1,781	2,037	5,560	2,677	1,806	2,000	6,483	2,183	1,747	2,078	6,008	2,132	2,189	1,803	6,124	24,175

Prepared By :   
 TUBANGI, HER NAN GENATO  
 Administrative Officer IV  
 Date: November 10, 2022

Prepared By :   
 NANG, KAREN ANN MIGUEL  
 Accountant III  
 Date: November 10, 2022

Approved By :   
 ESTRADA, MARILYN TATIOAO  
 Regional Director  
 Date: November 10, 2022