

Final

FAR No. 4

MONTHLY REPORT OF DISBURSEMENT
As of January 31, 2018


Department NATIONAL ECONOMIC DEVELOPMENT AUTHORITY
Agency Philippine Statistics Authority (PSA)
Operating Units Regional Office 02
Organization Code (UACS): _____
Funding Source Code: _____

PARTICULARS	CURRENT YEAR BUDGET					PRIOR YEAR'S BUDGET											SUB-TOTAL	TRUST LIABILITIES				GRAND TOTAL				
	PS	MOOE	Fin. Exp	CO	TOTAL	PRIOR YEAR'S ACCOUNTS PAYABLE					CURRENT YEAR'S ACCOUNTS PAYABLE					TOTAL		PS	MOOE	CO	TOTAL	PS	MOOE	Fin.Ex p	CO	TOTAL
						PS	MOOE	Fin. Exp	CO	Sub-Total	PS	MOOE	Fin. Exp	CO	Sub-Total											
January																										
Notice of Cash Allocation(NCA)																										
MDS Checks Issued	124,247.66	176,108.38			300,356.04					-					-	-						124,247.66	176,108.38	-	-	300,356.04
Advice to Debit Account	2,669,078.42	2,117,244.71			4,786,323.13																	2,669,078.42	2,117,244.71	-	-	4,786,323.13
Working fund(NCA issued to BTR)																										
Tax Remittance Advices Issued(TRA)	160,056.36	44,555.12			204,611.48																	160,056.36	44,555.12			204,611.48
Cash Disbursement Ceiling(CDC)																										
N0n-Cash Availment Authority																										
Others(CDT, BTr Docs Stamp, etc.)																										
TOTAL	2,953,382.44	2,337,908.21	-	-	5,291,290.65	-	-	-	-	-	-	-	-	-	-	-	-	-	-	-	-	2,953,382.44	2,337,908.21	-	-	5,291,290.65
February																										
Notice of Cash Allocation(NCA)																										
MDS Checks Issued					-					-					-	-						-	-	-	-	
Advice to Debit Account					-																	-	-	-	-	
Working fund(NCA issued to BTR)																										
Tax Remittance Advices Issued(TRA)					-																	-	-	-	-	
Cash Disbursement Ceiling(CDC)																										
N0n-Cash Availment Authority																										
Others(CDT, BTr Docs Stamp, etc.)																										
TOTAL	-	-	-	-	-	-	-	-	-	-	-	-	-	-	-	-	-	-	-	-	-	-	-	-	-	-
March																										
Notice of Cash Allocation(NCA)																										
MDS Checks Issued					-					-					-	-						-	-	-	-	
Advice to Debit Account					-																	-	-	-	-	
Working fund(NCA issued to BTR)																										
Tax Remittance Advices Issued(TRA)					-																	-	-	-	-	
Cash Disbursement Ceiling(CDC)																										
N0n-Cash Availment Authority																										
Others(CDT, BTr Docs Stamp, etc.)																										
TOTAL	-	-	-	-	-	-	-	-	-	-	-	-	-	-	-	-	-	-	-	-	-	-	-	-	-	-
3rd Quarter																										
Notice of Cash Allocation(NCA)																										
MDS Checks Issued	124,247.66	176,108.38			300,356.04					-					-	-						124,247.66	176,108.38	-	-	300,356.04
Advice to Debit Account	2,669,078.42	2,117,244.71			4,786,323.13																	2,669,078.42	2,117,244.71	-	-	4,786,323.13
Working fund(NCA issued to BTR)																										
Tax Remittance Advices Issued(TRA)	160,056.36	44,555.12			204,611.48																	160,056.36	44,555.12			204,611.48
Cash Disbursement Ceiling(CDC)																										
N0n-Cash Availment Authority																										
Others(CDT, BTr Docs Stamp, etc.)																										
TOTAL	2,953,382.44	2,337,908.21	-	-	5,291,290.65	-	-	-	-	-	-	-	-	-	-	-	-	-	-	-	-	2,953,382.44	2,337,908.21	-	-	5,291,290.65

SUMMARY:

	<u>Previous Report</u>	<u>This Month</u>	<u>As of Date</u>		<u>Previous Report</u>	<u>This Month</u>
Total disbursement Authorities Received				Total Disbursements Program	-	39,620,178.48
NCA		39,415,567.00	39,415,567.00	Less: Lapsed NCA	-	
Working Fund				*Actual Disbursements	-	5,291,290.65
TRA		204,611.48	204,611.48	(Over)/Under Spending	-	34,328,887.83
CDC						
NCAA						
Others(CDT,BTr,Docs Stamp, etc.) Refund			-			
Less: Notice of Transfer Allocation(NTA)* Issued			-			
Total disbursement Authorities Available	0.00	39,620,178.48	39,620,178.48			
Less: Lapsed NCA			-			
Disbursements*		5,291,290.65	5,291,290.65			
Balance of Disbursements Authorities as of to date		34,328,887.83	34,328,887.83			

Note: The use of NTA is discouraged
*Amounts should tally

Certified Correct by:

KAREN ANN M. NANA
Accountant III
Date: 02-08-2018

Approved by:

MARLYN T. ESTRADA
Regional Director
Date: 02-08-2018

MONTHLY REPORT OF DISBURSEMENT

As of February 28, 2018

Department NATIONAL ECONOMIC DEVELOPMENT AUTHORITY
 Agency Philippine Statistics Authority (PSA)
 Operating Units Regional Office O2
 Organization Code (UACS): _____
 Funding Source Code: _____

PARTICULARS	CURRENT YEAR BUDGET					PRIOR YEAR'S BUDGET											TRUST LIABILITIES				GRAND TOTAL				
	PS	MOOE	Fin. Exp	CO	TOTAL	PRIOR YEAR'S ACCOUNTS PAYABLE					CURRENT YEAR'S ACCOUNTS PAYABLE					SUB-TOTAL	PS	MOOE	CO	TOTAL	PS	MOOE	Fin. Exp	CO	TOTAL
						PS	MOOE	Fin. Exp	CO	Sub-Total	PS	MOOE	Fin. Exp	CO	Sub-Total										
January																									
Notice of Cash Allocation(NCA)																									
MDS Checks Issued	124,247.66	176,108.38			300,356.04					-					-	-					124,247.66	176,108.38	-	-	300,356.04
Advice to Debit Account	2,669,078.42	2,117,244.71			4,786,323.13																2,669,078.42	2,117,244.71	-	-	4,786,323.13
Working fund(NCA issued to BTR)																									
Tax Remittance Advices Issued(TRA)	160,056.36	44,555.12			204,611.48																160,056.36	44,555.12			204,611.48
Cash Disbursement Ceiling(CDC)																									
NOn-Cash Availment Authority																									
Others(CDT, BTr Docs Stamp, etc.)																									
TOTAL	2,953,382.44	2,337,908.21	-	-	5,291,290.65	-	-	-	-	-	-	-	-	-	-	-	-	-	-	-	2,953,382.44	2,337,908.21	-	-	5,291,290.65
February																									
Notice of Cash Allocation(NCA)																									
MDS Checks Issued	1,070,870.13	345,589.37			1,416,459.50					-					-	-					1,070,870.13	345,589.37	-	-	1,416,459.50
Advice to Debit Account	1,705,017.27	1,114,084.04			2,819,101.31																1,705,017.27	1,114,084.04	-	-	2,819,101.31
Working fund(NCA issued to BTR)																									
Tax Remittance Advices Issued(TRA)	162,756.85	66,316.94			229,073.79																162,756.85	66,316.94			229,073.79
Cash Disbursement Ceiling(CDC)																									
NOn-Cash Availment Authority																									
Others(CDT, BTr Docs Stamp, etc.)																									
TOTAL	2,938,644.25	1,525,990.35	-	-	4,464,634.60	-	-	-	-	-	-	-	-	-	-	-	-	-	-	-	2,938,644.25	1,525,990.35	-	-	4,464,634.60
March																									
Notice of Cash Allocation(NCA)																									
MDS Checks Issued					-					-					-	-					-	-	-	-	
Advice to Debit Account					-																-	-	-	-	
Working fund(NCA issued to BTR)																									
Tax Remittance Advices Issued(TRA)																									
Cash Disbursement Ceiling(CDC)																									
NOn-Cash Availment Authority																									
Others(CDT, BTr Docs Stamp, etc.)																									
TOTAL	-	-	-	-	-	-	-	-	-	-	-	-	-	-	-	-	-	-	-	-	-	-	-	-	-
3rd Quarter																									
Notice of Cash Allocation(NCA)																									
MDS Checks Issued	1,195,117.79	521,697.75			1,716,815.54					-					-	-					1,195,117.79	521,697.75	-	-	1,716,815.54
Advice to Debit Account	4,374,095.69	3,231,328.75			7,605,424.44																4,374,095.69	3,231,328.75	-	-	7,605,424.44
Working fund(NCA issued to BTR)																									
Tax Remittance Advices Issued(TRA)	322,813.21	110,872.06			433,685.27																322,813.21	110,872.06			433,685.27
Cash Disbursement Ceiling(CDC)																									
NOn-Cash Availment Authority																									
Others(CDT, BTr Docs Stamp, etc.)																									
TOTAL	5,892,026.69	3,863,898.56	-	-	9,755,925.25	-	-	-	-	-	-	-	-	-	-	-	-	-	-	-	5,892,026.69	3,863,898.56	-	-	9,755,925.25

SUMMARY:

	<u>Previous Report</u>	<u>This Month</u>	<u>As of Date</u>		<u>Previous Report</u>	<u>This Month</u>
Total disbursement Authorities Received				Total Disbursements Program	39,620,178.48	1,019,819.79
NCA	39,415,567.00	790,746.00	40,206,313.00	Less: Lapsed NCA	-	
Working Fund				*Actual Disbursements	5,291,290.65	4,464,634.60
TRA	204,611.48	229,073.79	433,685.27	(Over)/Under Spending	<u>34,328,887.83</u>	<u>(3,444,814.81)</u>
CDC						
NCAA						
Others(CDT,BTr,Docs Stamp, etc.) Refund			-			
Less: Notice of Transfer Allocation(NTA)* Issued			-			
Total disbursement Authorities Available	<u>39,620,178.48</u>	<u>1,019,819.79</u>	<u>40,639,998.27</u>			
Less: Lapsed NCA			-			
Disbursements*	<u>5,291,290.65</u>	<u>4,464,634.60</u>	<u>9,755,925.25</u>			
Balance of Disbursements Authorities as of to date	<u>34,328,887.83</u>	<u>(3,444,814.81)</u>	<u>30,884,073.02</u>			

Certified Correct by:

Karen Ann M. Nang
KAREN ANN M. NANG

Accountant III

Date: 03-08-2018

Approved by:

Marilyn T. Estrada
MARILYN T. ESTRADA

Regional Director

Date: 03-08-2018

MONTHLY REPORT OF DISBURSEMENT
As of March 31, 2018

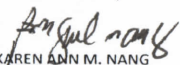
Department NATIONAL ECONOMIC DEVELOPMENT AUTHORITY
 Agency Philippine Statistics Authority (PSA)
 Operating Units Regional Office 02
 Organization Code (UACS): _____
 Funding Source Code: _____

PARTICULARS	CURRENT YEAR BUDGET					PRIOR YEAR'S BUDGET											SUB-TOTAL	TRUST LIABILITIES				GRAND TOTAL				
	PS	MOOE	Fin. Exp	CO	TOTAL	PRIOR YEAR'S ACCOUNTS PAYABLE					CURRENT YEAR'S ACCOUNTS PAYABLE							PS	MOOE	CO	TOTAL	PS	MOOE	Fin.Ex p	CO	TOTAL
						PS	MOOE	Fin. Exp	CO	Sub-Total	PS	MOOE	Fin. Exp	CO	Sub-Total											
January																										
Notice of Cash Allocation(NCA)																										
MDS Checks Issued	124,247.66	176,108.38			300,356.04					-					-	-					124,247.66	176,108.38	-	-	300,356.04	
Advice to Debit Account	2,669,078.42	2,117,244.71			4,786,323.13																2,669,078.42	2,117,244.71	-	-	4,786,323.13	
Working fund(NCA issued to BTR)																										
Tax Remittance Advices Issued(TRA)	160,056.36	44,555.12			204,611.48																160,056.36	44,555.12			204,611.48	
Cash Disbursement Ceiling(CDC)																										
NOn-Cash Availment Authority																										
Others(CDT, BTr Docs Stamp, etc.)																										
TOTAL	2,953,382.44	2,337,908.21	-	-	5,291,290.65	-	-	-	-	-	-	-	-	-	-	-	-	-	-	-	2,953,382.44	2,337,908.21	-	-	5,291,290.65	
February																										
Notice of Cash Allocation(NCA)																										
MDS Checks Issued	1,070,870.13	345,589.37			1,416,459.50					-					-	-					1,070,870.13	345,589.37	-	-	1,416,459.50	
Advice to Debit Account	1,705,017.27	1,114,084.04			2,819,101.31																1,705,017.27	1,114,084.04	-	-	2,819,101.31	
Working fund(NCA issued to BTR)																										
Tax Remittance Advices Issued(TRA)	162,756.85	66,316.94			229,073.79																162,756.85	66,316.94			229,073.79	
Cash Disbursement Ceiling(CDC)																										
NOn-Cash Availment Authority																										
Others(CDT, BTr Docs Stamp, etc.)																										
TOTAL	2,938,644.25	1,525,990.35	-	-	4,464,634.60	-	-	-	-	-	-	-	-	-	-	-	-	-	-	-	2,938,644.25	1,525,990.35	-	-	4,464,634.60	
March																										
Notice of Cash Allocation(NCA)																										
MDS Checks Issued	30,283.53	570,602.41		25,626,000.00	26,226,885.94					-					-	-					30,283.53	570,602.41	-	25,626,000.00	26,226,885.94	
Advice to Debit Account	2,714,944.40	2,558,413.30			5,273,357.70																2,714,944.40	2,558,413.30	-	-	5,273,357.70	
Working fund(NCA issued to BTR)																										
Tax Remittance Advices Issued(TRA)	161,408.49	107,043.04			268,451.53																161,408.49	107,043.04			268,451.53	
Cash Disbursement Ceiling(CDC)																										
NOn-Cash Availment Authority																										
Others(CDT, BTr Docs Stamp, etc.)																										
TOTAL	2,906,636.42	3,236,058.75	-	25,626,000.00	31,768,695.17	-	-	-	-	-	-	-	-	-	-	-	-	-	-	-	2,906,636.42	3,236,058.75	-	25,626,000.00	31,768,695.17	
3rd Quarter																										
Notice of Cash Allocation(NCA)																										
MDS Checks Issued	1,225,401.32	1,092,300.16	-	25,626,000.00	27,943,701.48					-					-	-					1,225,401.32	1,092,300.16	-	25,626,000.00	27,943,701.48	
Advice to Debit Account	7,089,040.09	5,789,742.05			12,878,782.14																7,089,040.09	5,789,742.05	-	-	12,878,782.14	
Working fund(NCA issued to BTR)																										
Tax Remittance Advices Issued(TRA)	484,221.70	217,915.10	-	-	702,136.80																484,221.70	217,915.10	-	-	702,136.80	
Cash Disbursement Ceiling(CDC)																										
NOn-Cash Availment Authority																										
Others(CDT, BTr Docs Stamp, etc.)																										
TOTAL	8,798,663.11	7,099,957.31	-	25,626,000.00	41,524,620.42	-	-	-	-	-	-	-	-	-	-	-	-	-	-	-	8,798,663.11	7,099,957.31	-	25,626,000.00	41,524,620.42	

SUMMARY:

	Previous Report	This Month	As of Date		Previous Report	This Month
Total disbursement Authorities Received				Total Disbursements Program	40,639,998.27	887,305.53
NCA	40,206,313.00	618,854.00	40,825,167.00	Less: Lapsed NCA	-	
Working Fund				*Actual Disbursements	9,755,925.25	31,768,695.17
TRA	433,685.27	268,451.53	702,136.80	(Over)/Under Spending	<u>30,884,073.02</u>	<u>(30,881,389.64)</u>
CDC						
NCAA						
Others(CDT,BTr,Docs Stamp, etc.) Refund			-			
Less: Notice of Transfer Allocation(NTA)* Issued			-			
Total disbursement Authorities Available	<u>40,639,998.27</u>	<u>887,305.53</u>	<u>41,527,303.80</u>			
Less: Lapsed NCA		2,683.38	2,683.38			
Disbursements*	<u>9,755,925.25</u>	<u>31,768,695.17</u>	<u>41,524,620.42</u>			
Balance of Disbursements Authorities as of to date	<u><u>30,884,073.02</u></u>	<u><u>(30,881,389.64)</u></u>	<u><u>(0.00)</u></u>			

30,622.15

Cerified Correct by:

KAREN ANN M. NANG
Accountant III
Date: 04-06-2018

Approved by:

MARILYN T. ESTRADA
Regional Director
Date: 04-06-2018

MONTHLY REPORT OF DISBURSEMENT

As of April 30, 2018


Department: NATIONAL ECONOMIC DEVELOPMENT AUTHORITY
 Agency: Philippine Statistics Authority (PSA)
 Operating Units: Regional Office 02
 Organization Code (UACS):
 Funding Source Code:

PARTICULARS	CURRENT YEAR BUDGET					PRIOR YEAR'S BUDGET											SUB-TOTAL	TRUST LIABILITIES				GRAND TOTAL				
	PS	MOOE	Fin. Exp	CO	TOTAL	PRIOR YEAR'S ACCOUNTS PAYABLE					CURRENT YEAR'S ACCOUNTS PAYABLE							PS	MOOE	CO	TOTAL	PS	MOOE	Fin.Ex p	CO	TOTAL
						PS	MOOE	Fin. Exp	CO	Sub-Total	PS	MOOE	Fin. Exp	CO	Sub-Total	TOTAL										
January																										
Notice of Cash Allocation(NCA)																										
MDS Checks Issued	124,247.66	176,108.38			300,356.04					-					-						124,247.66	176,108.38	-	-	300,356.04	
Advice to Debit Account	2,669,078.42	2,117,244.71			4,786,323.13																2,669,078.42	2,117,244.71	-	-	4,786,323.13	
Working fund(NCA issued to BTR)																										
Tax Remittance Advices Issued(TRA)	160,056.36	44,555.12			204,611.48																160,056.36	44,555.12			204,611.48	
Cash Disbursement Ceiling(CDC)																										
NOn-Cash Availment Authority																										
Others(CDT, BTr Docs Stamp, etc.)																										
TOTAL	2,953,382.44	2,337,908.21	-	-	5,291,290.65	-	-	-	-	-	-	-	-	-	-	-	-	-	-	-	2,953,382.44	2,337,908.21	-	-	5,291,290.65	
February																										
Notice of Cash Allocation(NCA)																										
MDS Checks Issued	1,070,870.13	345,589.37			1,416,459.50					-					-						1,070,870.13	345,589.37	-	-	1,416,459.50	
Advice to Debit Account	1,705,017.27	1,114,084.04			2,819,101.31																1,705,017.27	1,114,084.04	-	-	2,819,101.31	
Working fund(NCA issued to BTR)																										
Tax Remittance Advices Issued(TRA)	162,756.85	66,316.94			229,073.79																162,756.85	66,316.94			229,073.79	
Cash Disbursement Ceiling(CDC)																										
NOn-Cash Availment Authority																										
Others(CDT, BTr Docs Stamp, etc.)																										
TOTAL	2,938,644.25	1,525,990.35	-	-	4,464,634.60	-	-	-	-	-	-	-	-	-	-	-	-	-	-	-	2,938,644.25	1,525,990.35	-	-	4,464,634.60	
March																										
Notice of Cash Allocation(NCA)																										
MDS Checks Issued	30,283.53	570,602.41		25,626,000.00	26,226,885.94					-					-						30,283.53	570,602.41	-	25,626,000.00	26,226,885.94	
Advice to Debit Account	2,714,944.40	2,558,413.30			5,273,357.70																2,714,944.40	2,558,413.30	-	-	5,273,357.70	
Working fund(NCA issued to BTR)																										
Tax Remittance Advices Issued(TRA)	161,408.49	107,043.04			268,451.53																161,408.49	107,043.04			268,451.53	
Cash Disbursement Ceiling(CDC)																										
NOn-Cash Availment Authority																										
Others(CDT, BTr Docs Stamp, etc.)																										
TOTAL	2,906,636.42	3,236,058.75	-	25,626,000.00	31,768,695.17	-	-	-	-	-	-	-	-	-	-	-	-	-	-	-	2,906,636.42	3,236,058.75	-	25,626,000.00	31,768,695.17	
April																										
Notice of Cash Allocation(NCA)																										
MDS Checks Issued	43,329.29	356,312.69			399,641.98					-					-						43,329.29	356,312.69	-	-	399,641.98	
Advice to Debit Account	3,160,781.86	3,511,493.21			6,672,275.07																3,160,781.86	3,511,493.21	-	-	6,672,275.07	
Working fund(NCA issued to BTR)																										
Tax Remittance Advices Issued(TRA)	161,407.80	69,406.16			230,813.96																161,407.80	69,406.16			230,813.96	
Cash Disbursement Ceiling(CDC)																										
NOn-Cash Availment Authority																										
Others(CDT, BTr Docs Stamp, etc.)																										
TOTAL	3,365,518.95	3,937,212.06	-	-	7,302,731.01	-	-	-	-	-	-	-	-	-	-	-	-	-	-	-	3,365,518.95	3,937,212.06	-	-	7,302,731.01	
As of 2nd Quarter																										
Notice of Cash Allocation(NCA)																										
MDS Checks Issued	1,268,730.61	1,448,612.85	-	25,626,000.00	28,343,343.46					-					-						1,268,730.61	1,448,612.85	-	25,626,000.00	28,343,343.46	
Advice to Debit Account	10,249,821.95	9,301,235.26	-	-	19,551,057.21																10,249,821.95	9,301,235.26	-	-	19,551,057.21	
Working fund(NCA issued to BTR)																										
Tax Remittance Advices Issued(TRA)	645,629.50	287,321.26	-	-	932,950.76																645,629.50	287,321.26	-	-	932,950.76	
Cash Disbursement Ceiling(CDC)																										
NOn-Cash Availment Authority																										
Others(CDT, BTr Docs Stamp, etc.)																										
TOTAL	12,164,182.06	11,037,169.37	-	25,626,000.00	48,827,351.43	-	-	-	-	-	-	-	-	-	-	-	-	-	-	-	12,164,182.06	11,037,169.37	-	25,626,000.00	48,827,351.43	

SUMMARY:


	<u>Previous Report</u>	<u>This Month</u>	<u>As of Date</u>		<u>Previous Report</u>	<u>This Month</u>
Total disbursement Authorities Received*				Total Disbursements Program	41,527,303.80	18,866,748.75
NCA	40,825,167.00	18,635,934.79	59,461,101.79	Less: Lapsed NCA		
Working Fund				*Actual Disbursements	41,524,620.42	7,302,731.01
TRA	702,136.80	230,813.96	932,950.76	(Over)/Under Spending	<u>2,683.38</u>	<u>11,564,017.74</u>
CDC						
NCAA						
Others(CDT,BTr,Docs Stamp, etc.) Refund						
Less: Notice of Transfer Allocation(NTA)* Issued						
Total disbursement Authorities Available	<u>41,527,303.80</u>	<u>18,866,748.75</u>	<u>60,394,052.55</u>			
Less: Lapsed NCA	2,683.38		2,683.38			
Disbursements*	<u>41,524,620.42</u>	<u>7,302,731.01</u>	<u>48,827,351.43</u>			
Balance of Disbursements Authorities as of to date	<u>(0.00)</u>	<u>11,564,017.74</u>	<u>11,564,017.74</u>			

Certified Correct by:


KAREN ANN M. NANI
Accountant III

Date: 05-08-2018

Approved by:


MARILYN T. ESTRADA
Regional Director

Date: 05-08-2018

MONTHLY REPORT OF DISBURSEMENT
As of May 31, 2018

Department NATIONAL ECONOMIC DEVELOPMENT AUTHORITY
 Agency Philippine Statistics Authority (PSA)
 Operating Units Regional Office 02
 Organization Code (UACS): _____
 Funding Source Code: _____

PARTICULARS	CURRENT YEAR BUDGET					PRIOR YEAR'S BUDGET										SUB-TOTAL	TRUST LIABILITIES				GRAND TOTAL																																																																																																																																																																																																																																																																																																																																																																																																																																																																																																																																																																																																																																																																																																																																																																																																																																																																																																																																																																																																																																																																																																																																																																																																																																																																																																																																																																																																																																					
	PS	MOOE	Fin. Exp	CO	TOTAL	PRIOR YEAR'S ACCOUNTS PAYABLE					CURRENT YEAR'S ACCOUNTS PAYABLE						TOTAL	PS	MOOE	CO	TOTAL	PS	MOOE	Fin.Ex p	CO	TOTAL																																																																																																																																																																																																																																																																																																																																																																																																																																																																																																																																																																																																																																																																																																																																																																																																																																																																																																																																																																																																																																																																																																																																																																																																																																																																																																																																																																																																																																
						PS	MOOE	Fin. Exp	CO	Sub-Total	PS	MOOE	Fin. Exp	CO	Sub-Total																																																																																																																																																																																																																																																																																																																																																																																																																																																																																																																																																																																																																																																																																																																																																																																																																																																																																																																																																																																																																																																																																																																																																																																																																																																																																																																																																																																																																																											
January																																																																																																																																																																																																																																																																																																																																																																																																																																																																																																																																																																																																																																																																																																																																																																																																																																																																																																																																																																																																																																																																																																																																																																																																																																																																																																																																																																																																																																																										

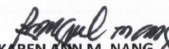
PARTICULARS	CURRENT YEAR BUDGET					PRIOR YEAR'S BUDGET										SUB-TOTAL	TRUST LIABILITIES				GRAND TOTAL					
	PS	MOOE	Fin. Exp	CO	TOTAL	PRIOR YEAR'S ACCOUNTS PAYABLE					CURRENT YEAR'S ACCOUNTS PAYABLE						PS	MOOE	CO	TOTAL	PS	MOOE	Fin.Ex p	CO	TOTAL	
						PS	MOOE	Fin. Exp	CO	Sub-Total	PS	MOOE	Fin. Exp	CO	Sub-Total											
As of 2nd Quarter																										
Notice of Cash Allocation(NCA)																										
MDS Checks Issued	1,309,867.10	2,107,347.95	-	25,626,000.00	29,043,215.05					-					-	-					1,309,867.10	2,107,347.95	-	25,626,000.00	29,043,215.05	
Advice to Debit Account	15,711,909.45	15,406,946.63	-	-	31,118,856.08																15,711,909.45	15,406,946.63	-	-	31,118,856.08	
Working fund(NCA issued to BTR)	-	-	-	-	-																					
Tax Remittance Advices Issued(TRA)	807,036.63	362,062.40	-	-	1,169,099.03																807,036.63	362,062.40	-	-	1,169,099.03	
Cash Disbursement Ceiling(CDC)																										
NOn-Cash Availment Authority																										
Others(CDT, BTr Docs Stamp, etc.)																										
TOTAL	17,828,813.18	17,876,356.98	-	25,626,000.00	61,331,170.16	-	-	-	-	-	-	-	-	-	-	-	-	-	-	-	17,828,813.18	17,876,356.98	-	25,626,000.00	61,331,170.16	

SUMMARY:

	Previous Report	This Month	As of Date		Previous Report	This Month
Total disbursement Authorities Received				Total Disbursements Program	60,394,052.55	8,323,258.14
NCA	59,461,101.79	8,085,756.27	67,546,858.06	Less: Lapsed NCA	-	-
Working Fund				*Actual Disbursements	48,827,351.43	12,503,818.73
TRA	932,950.76	236,148.27	1,169,099.03	(Over)/Under Spending	<u>11,566,701.12</u>	<u>(4,180,560.59)</u>
CDC						
Others(CDT,BTr,Docs Stamp, etc.) Refund		1,353.60	1,353.60			
Less: Notice of Transfer Allocation(NTA)* Issued						
Total disbursement Authorities Available	60,394,052.55	8,323,258.14	68,717,310.69			
Less: Lapsed NCA	2,683.38		2,683.38			
Disbursements*	48,827,351.43	12,503,818.73	61,331,170.16			
Balance of Disbursements Authorities as of to date	<u>11,564,017.74</u>	<u>(4,180,560.59)</u>	<u>7,383,457.15</u>			

Note: Amount entered in the others portion this month amounting to P 1,353.60 pertain to cancelled check issued and recognized as disbursement the previous month but subsequently cancelled this month

Cerified Correct by:


KAREN ANN M. NANG
 Accountant III
 Date: 06-08-2018

Approved by:


MARILYN T. ESTRADA
 Regional Director
 Date: 06-08-2018

MONTHLY REPORT OF DISBURSEMENT
As of June 30, 2018


Department NATIONAL ECONOMIC DEVELOPMENT AUTHORITY
Agency Philippine Statistics Authority (PSA)
Operating Units Regional Office 02
Organization Code (UACS): _____
Funding Source Code: _____

PARTICULARS	CURRENT YEAR BUDGET					PRIOR YEAR'S BUDGET											SUB-TOTAL	TRUST LIABILITIES				GRAND TOTAL					Remarks
	PS	MOOE	Fin. Exp	CO	TOTAL	PRIOR YEAR'S ACCOUNTS PAYABLE					CURRENT YEAR'S ACCOUNTS PAYABLE					TOTAL		PS	MOOE	CO	TOTAL	PS	MOOE	Fin.Ex p	CO	TOTAL	
						PS	MOOE	Fin. Exp	CO	Sub-Total	PS	MOOE	Fin. Exp	CO	Sub-Total												
January																											
Notice of Cash Allocation(NCA)																											
MDS Checks Issued	124,247.66	176,108.38			300,356.04					-					-	-					124,247.66	176,108.38	-	-	300,356.04		
Advice to Debit Account	2,669,078.42	2,117,244.71			4,786,323.13																2,669,078.42	2,117,244.71	-	-	4,786,323.13		
Working fund(NCA issued to BTR)																											
Tax Remittance Advices Issued(TRA)	160,056.36	44,555.12			204,611.48																160,056.36	44,555.12			204,611.48		
Cash Disbursement Ceiling(CDC)																											
Non-Cash Availment Authority																											
Others(CDT, BTr Docs Stamp, etc.)																											
TOTAL	2,953,382.44	2,337,908.21	-	-	5,291,290.65	-	-	-	-	-	-	-	-	-	-	-	-	-	-	-	2,953,382.44	2,337,908.21	-	-	5,291,290.65		
February																											
Notice of Cash Allocation(NCA)																											
MDS Checks Issued	1,070,870.13	345,589.37			1,416,459.50					-					-	-					1,070,870.13	345,589.37	-	-	1,416,459.50		
Advice to Debit Account	1,705,017.27	1,114,084.04			2,819,101.31																1,705,017.27	1,114,084.04	-	-	2,819,101.31		
Working fund(NCA issued to BTR)																											
Tax Remittance Advices Issued(TRA)	162,756.85	66,316.94			229,073.79																162,756.85	66,316.94			229,073.79		
Cash Disbursement Ceiling(CDC)																											
Non-Cash Availment Authority																											
Others(CDT, BTr Docs Stamp, etc.)																											
TOTAL	2,938,644.25	1,525,990.35	-	-	4,464,634.60	-	-	-	-	-	-	-	-	-	-	-	-	-	-	-	2,938,644.25	1,525,990.35	-	-	4,464,634.60		
March																											
Notice of Cash Allocation(NCA)																											
MDS Checks Issued	30,283.53	570,602.41		25,626,000.00	26,226,885.94					-					-	-					30,283.53	570,602.41	-	25,626,000.00	26,226,885.94		
Advice to Debit Account	2,714,944.40	2,558,413.30			5,273,357.70																2,714,944.40	2,558,413.30	-	-	5,273,357.70		
Working fund(NCA issued to BTR)																											
Tax Remittance Advices Issued(TRA)	161,408.49	107,043.04			268,451.53																161,408.49	107,043.04			268,451.53		
Cash Disbursement Ceiling(CDC)																											
Non-Cash Availment Authority																											
Others(CDT, BTr Docs Stamp, etc.)																											
TOTAL	2,906,636.42	3,236,058.75	-	25,626,000.00	31,768,695.17	-	-	-	-	-	-	-	-	-	-	-	-	-	-	-	2,906,636.42	3,236,058.75	-	25,626,000.00	31,768,695.17		
April																											
Notice of Cash Allocation(NCA)																											
MDS Checks Issued	43,329.29	356,312.69			399,641.98					-					-	-					43,329.29	356,312.69	-	-	399,641.98		
Advice to Debit Account	3,160,781.86	3,511,493.21			6,672,275.07																3,160,781.86	3,511,493.21	-	-	6,672,275.07		
Working fund(NCA issued to BTR)																											
Tax Remittance Advices Issued(TRA)	161,407.80	69,406.16			230,813.96																161,407.80	69,406.16			230,813.96		
Cash Disbursement Ceiling(CDC)																											
Non-Cash Availment Authority																											
Others(CDT, BTr Docs Stamp, etc.)																											
TOTAL	3,365,518.95	3,937,212.06	-	-	7,302,731.01	-	-	-	-	-	-	-	-	-	-	-	-	-	-	-	3,365,518.95	3,937,212.06	-	-	7,302,731.01		
May																											
Notice of Cash Allocation(NCA)																											
MDS Checks Issued	41,136.49	657,381.50			698,517.99					-					-	-					41,136.49	657,381.50	-	-	698,517.99		
Advice to Debit Account	5,462,087.50	6,105,711.37			11,567,798.87																5,462,087.50	6,105,711.37	-	-	11,567,798.87		
Working fund(NCA issued to BTR)																											
Tax Remittance Advices Issued(TRA)	161,407.13	74,741.14			236,148.27																161,407.13	74,741.14			236,148.27		
Cash Disbursement Ceiling(CDC)																											
Non-Cash Availment Authority																											
Others(CDT, BTr Docs Stamp, etc.)																											
TOTAL	5,664,631.12	6,837,834.01	-	-	12,502,465.13	-	-	-	-	-	-	-	-	-	-	-	-	-	-	-	5,664,631.12	6,837,834.01	-	-	12,502,465.13		

PARTICULARS	CURRENT YEAR BUDGET					PRIOR YEAR'S BUDGET											SUB-TOTAL	TRUST LIABILITIES				GRAND TOTAL					Remarks	
	PS	MOOE	Fin. Exp	CO	TOTAL	PRIOR YEAR'S ACCOUNTS PAYABLE					CURRENT YEAR'S ACCOUNTS PAYABLE					TOTAL		PS	MOOE	CO	TOTAL	PS	MOOE	Fin.Ex p	CO	TOTAL		
						PS	MOOE	Fin. Exp	CO	Sub-Total	PS	MOOE	Fin. Exp	CO	Sub-Total													
June																												
Notice of Cash Allocation(NCA)																												
MDS Checks Issued	126,104.42	1,314,616.74		725,267.35	2,165,988.51					-					-	-						126,104.42	1,314,616.74	-	725,267.35	2,165,988.51		
Advice to Debit Account	2,679,194.42	9,744,724.03			12,423,918.45																	2,679,194.42	9,744,724.03	-	-	12,423,918.45		
Working fund(NCA issued to BTR)																												
Tax Remittance Advices Issued(TRA)	161,407.15	79,771.84		46,139.79	287,318.78																	161,407.15	79,771.84			241,178.99		
Cash Disbursement Ceiling(CDC)																												
Non-Cash Availment Authority																												
Others(CDT, BTr Docs Stamp, etc.)																												
TOTAL	2,966,705.99	11,139,112.61	-	771,407.14	14,877,225.74	-	-	-	-	-	-	-	-	-	-	-	-	-	-	-	-	2,966,705.99	11,139,112.61	-	725,267.35	14,831,085.95		
As of 2nd Quarter																												
Notice of Cash Allocation(NCA)																												
MDS Checks Issued	1,435,971.52	3,420,611.09	-	26,351,267.35	31,207,849.96					-					-	-						1,435,971.52	3,420,611.09	-	26,351,267.35	31,207,849.96		
Advice to Debit Account	18,391,103.87	25,151,670.66	-	-	43,542,774.53																	18,391,103.87	25,151,670.66	-	-	43,542,774.53		
Working fund(NCA issued to BTR)																												
Tax Remittance Advices Issued(TRA)	968,443.78	441,834.24	-	46,139.79	1,456,417.81																	968,443.78	441,834.24	-	46,139.79	1,456,417.81		
Cash Disbursement Ceiling(CDC)																												
Non-Cash Availment Authority																												
Others(CDT, BTr Docs Stamp, etc.)																												
TOTAL	20,795,519.17	29,014,115.99	-	26,397,407.14	76,207,042.30	-	-	-	-	-	-	-	-	-	-	-	-	-	-	-	-	20,795,519.17	29,014,115.99	-	26,397,407.14	76,207,042.30		

SUMMARY:	Previous Report	This Month	As of Date	Total Disbursements Program	Previous Report	This Month	As of Date
Total disbursement Authorities Received				68,715,957.09	7,493,770.78	76,209,727.87	
NCA	67,546,858.06	7,206,452.00	74,753,310.06	Less: Lapsed NCA	-		
Working Fund				*Actual Disbursements	61,329,816.56	14,877,225.74	76,207,042.30
TRA	1,169,099.03	287,318.78	1,456,417.81	(Over)/Under Spending	<u>7,386,140.53</u>	<u>(7,383,454.96)</u>	<u>2,685.57</u>
CDC							
NCAA							
Others(CDT,BTr,Docs Stamp, etc.) Refund							
Less: Notice of Transfer Allocation(NTA)* Issued							
Total disbursement Authorities Available	68,715,957.09	7,493,770.78	76,209,727.87				
Less: Lapsed NCA/cancelled check	2,683.38	2.19	2,685.57				
Disbursements*	61,329,816.56	14,877,225.74	76,207,042.30				
Balance of Disbursements Authorities as of to date	<u>7,383,457.15</u>	<u>(7,383,454.96)</u>	<u>0.00</u>				

Cerified Correct by:


KAREN ANN M. NANS
Accountant III
Date: 07-10-2018

Approved by:


MARILYN T. ESTRADA
Regional Director
Date: 07-10-2018

MONTHLY REPORT OF DISBURSEMENT
As of July 31, 2018

FAR No. 4

Department NATIONAL ECONOMIC DEVELOPMENT AUTHORITY
Agency Philippine Statistics Authority (PSA)
Operating Units Regional Office 02
Organization Code (UACS): _____
Funding Source Code: _____

PARTICULARS	CURRENT YEAR BUDGET					PRIOR YEAR'S BUDGET											SUB-TOTAL	TRUST LIABILITIES				GRAND TOTAL					REMARKS
	PS	MOOE	Fin. Exp	CO	TOTAL	PRIOR YEAR'S ACCOUNTS PAYABLE					CURRENT YEAR'S ACCOUNTS PAYABLE					TOTAL		PS	MOOE	CO	TOTAL	PS	MOOE	Fin.Ex p	CO	TOTAL	
						PS	MOOE	Fin. Exp	CO	Sub-Total	PS	MOOE	Fin. Exp	CO	Sub-Total												
January																											
Notice of Cash Allocation(NCA)																											
MDS Checks Issued	124,247.66	176,108.38			300,356.04					-					-						124,247.66	176,108.38	-	-	300,356.04		
Advice to Debit Account	2,669,078.42	2,117,244.71			4,786,323.13																2,669,078.42	2,117,244.71	-	-	4,786,323.13		
Working fund(NCA issued to BTR)																											
Tax Remittance Advices Issued(TRA)	160,056.36	44,555.12			204,611.48																160,056.36	44,555.12			204,611.48		
Cash Disbursement Ceiling(CDC)																											
NOn-Cash Availment Authority																											
Others(CDT, BTr Docs Stamp, etc.)																											
TOTAL	2,953,382.44	2,337,908.21	-	-	5,291,290.65	-	-	-	-	-	-	-	-	-	-	-	-	-	-	-	2,953,382.44	2,337,908.21	-	-	5,291,290.65		
February																											
Notice of Cash Allocation(NCA)																											
MDS Checks Issued	1,070,870.13	345,589.37			1,416,459.50					-					-						1,070,870.13	345,589.37	-	-	1,416,459.50		
Advice to Debit Account	1,705,017.27	1,114,084.04			2,819,101.31																1,705,017.27	1,114,084.04	-	-	2,819,101.31		
Working fund(NCA issued to BTR)																											
Tax Remittance Advices Issued(TRA)	162,756.85	66,316.94			229,073.79																162,756.85	66,316.94			229,073.79		
Cash Disbursement Ceiling(CDC)																											
NOn-Cash Availment Authority																											
Others(CDT, BTr Docs Stamp, etc.)																											
TOTAL	2,938,644.25	1,525,990.35	-	-	4,464,634.60	-	-	-	-	-	-	-	-	-	-	-	-	-	-	-	2,938,644.25	1,525,990.35	-	-	4,464,634.60		
March																											
Notice of Cash Allocation(NCA)																											
MDS Checks Issued	30,283.53	570,602.41		25,626,000.00	26,226,885.94					-					-						30,283.53	570,602.41	-	25,626,000.00	26,226,885.94		
Advice to Debit Account	2,714,944.40	2,558,413.30			5,273,357.70																2,714,944.40	2,558,413.30	-	-	5,273,357.70		
Working fund(NCA issued to BTR)																											
Tax Remittance Advices Issued(TRA)	161,408.49	107,043.04			268,451.53																161,408.49	107,043.04			268,451.53		
Cash Disbursement Ceiling(CDC)																											
NOn-Cash Availment Authority																											
Others(CDT, BTr Docs Stamp, etc.)																											
TOTAL	2,906,636.42	3,236,058.75	-	25,626,000.00	31,768,695.17	-	-	-	-	-	-	-	-	-	-	-	-	-	-	-	2,906,636.42	3,236,058.75	-	25,626,000.00	31,768,695.17		
April																											
Notice of Cash Allocation(NCA)																											
MDS Checks Issued	43,329.29	356,312.69			399,641.98					-					-						43,329.29	356,312.69	-	-	399,641.98		
Advice to Debit Account	3,160,781.86	3,511,493.21			6,672,275.07																3,160,781.86	3,511,493.21	-	-	6,672,275.07		
Working fund(NCA issued to BTR)																											
Tax Remittance Advices Issued(TRA)	161,407.80	69,406.16			230,813.96																161,407.80	69,406.16			230,813.96		
Cash Disbursement Ceiling(CDC)																											
NOn-Cash Availment Authority																											
Others(CDT, BTr Docs Stamp, etc.)																											
TOTAL	3,365,518.95	3,937,212.06	-	-	7,302,731.01	-	-	-	-	-	-	-	-	-	-	-	-	-	-	-	3,365,518.95	3,937,212.06	-	-	7,302,731.01		
May																											
Notice of Cash Allocation(NCA)																											
MDS Checks Issued	41,136.49	657,381.50			698,517.99					-					-						41,136.49	657,381.50	-	-	698,517.99		
Advice to Debit Account	5,462,087.50	6,105,711.37			11,567,798.87																5,462,087.50	6,105,711.37	-	-	11,567,798.87		
Working fund(NCA issued to BTR)																											
Tax Remittance Advices Issued(TRA)	161,407.13	74,741.14			236,148.27																161,407.13	74,741.14			236,148.27		
Cash Disbursement Ceiling(CDC)																											
NOn-Cash Availment Authority																											
Others(CDT, BTr Docs Stamp, etc.)																											
TOTAL	5,664,631.12	6,837,834.01	-	-	12,502,465.13	-	-	-	-	-	-	-	-	-	-	-	-	-	-	-	5,664,631.12	6,837,834.01	-	-	12,502,465.13		

PARTICULARS	CURRENT YEAR BUDGET					PRIOR YEAR'S BUDGET											SUB-TOTAL	TRUST LIABILITIES				GRAND TOTAL					Remarks
	PS	MOOE	Fin. Exp	CO	TOTAL	PRIOR YEAR'S ACCOUNTS PAYABLE					CURRENT YEAR'S ACCOUNTS PAYABLE					PS		MOOE	CO	TOTAL	PS	MOOE	Fin.Ex p	CO	TOTAL		
						PS	MOOE	Fin. Exp	CO	Sub-Total	PS	MOOE	Fin. Exp	CO	Sub-Total												
June																											
Notice of Cash Allocation(NCA)																											
MDS Checks Issued	126,104.42	1,314,616.74		725,267.35	2,165,988.51					-					-						126,104.42	1,314,616.74	-	725,267.35	2,165,988.51		
Advice to Debit Account	2,679,194.42	9,744,724.03			12,423,918.45																2,679,194.42	9,744,724.03	-	-	12,423,918.45		
Working fund(NCA issued to BTR)																											
Tax Remittance Advices Issued(TRA)	161,407.15	79,771.84		46,139.79	287,318.78																161,407.15	79,771.84			241,178.99		
Cash Disbursement Ceiling(CDC)																											
NOn-Cash Availment Authority																											
Others(CDT, BTr Docs Stamp, etc.)																											
TOTAL	2,966,705.99	11,139,112.61	-	771,407.14	14,877,225.74	-	-	-	-	-	-	-	-	-	-	-	-	-	-	-	2,966,705.99	11,139,112.61	-	725,267.35	14,831,085.95		
July																											
Notice of Cash Allocation(NCA)																											
MDS Checks Issued	53,427.64	556,418.14		25,417.00	635,262.78					-					-						53,427.64	556,418.14	-	25,417.00	635,262.78		
Advice to Debit Account	2,899,788.15	1,411,828.71			4,311,616.86																2,899,788.15	1,411,828.71	-	-	4,311,616.86		
Working fund(NCA issued to BTR)																											
Tax Remittance Advices Issued(TRA)	105,878.59	123,787.64			229,666.23																105,878.59	123,787.64			229,666.23		
Cash Disbursement Ceiling(CDC)																											
NOn-Cash Availment Authority																											
Others(CDT, BTr Docs Stamp, etc.)																											
TOTAL	3,059,094.38	2,092,034.49	-	25,417.00	5,176,545.87	-	-	-	-	-	-	-	-	-	-	-	-	-	-	-	3,059,094.38	2,092,034.49	-	25,417.00	5,176,545.87		
As of 2nd Quarter																											
Notice of Cash Allocation(NCA)																											
MDS Checks Issued	1,489,399.16	3,977,029.23	-	26,376,684.35	31,843,112.74					-					-						1,489,399.16	3,977,029.23	-	26,376,684.35	31,843,112.74		
Advice to Debit Account	21,290,892.02	26,563,499.37	-	-	47,854,391.39																21,290,892.02	26,563,499.37	-	-	47,854,391.39		
Working fund(NCA issued to BTR)	-	-	-	-	-																						
Tax Remittance Advices Issued(TRA)	1,074,322.37	565,621.88	-	46,139.79	1,686,084.04																1,074,322.37	565,621.88	-	46,139.79	1,686,084.04		
Cash Disbursement Ceiling(CDC)																											
NOn-Cash Availment Authority																											
Others(CDT, BTr Docs Stamp, etc.)																											
TOTAL	23,854,613.55	31,106,150.48	-	26,422,824.14	81,383,588.17	-	-	-	-	-	-	-	-	-	-	-	-	-	-	-	23,854,613.55	31,106,150.48	-	26,422,824.14	81,383,588.17		
SUMMARY:																											

	Previous Report	This Month	As of Date		Previous Report	This Month	As of Date
Total disbursement Authorities Received				Total Disbursements Program	76,209,727.87	14,655,644.60	90,865,372.47
NCA	74,753,310.06	14,425,978.37	89,179,288.43	Less: Lapsed NCA	-		
Working Fund				*Actual Disbursements	76,207,042.30	5,176,545.87	81,383,588.17
TRA	1,456,417.81	229,666.23	1,686,084.04	(Over)/Under Spending	2,685.57	9,479,098.73	9,481,784.30
CDC							
NCAA							
Others(CDT,BTr,Docs Stamp, etc.) Refund							
Less: Notice of Transfer Allocation(NTA)* Issued							
Total disbursement Authorities Available	76,209,727.87	14,655,644.60	90,865,372.47				
Less: Lapsed NCA/cancelled check	2,685.57		2,685.57				
Disbursements*	76,207,042.30	5,176,545.87	81,383,588.17				
Balance of Disbursements Authorities as of to date	0.00	9,479,098.73	9,479,098.73				

Cerified Correct by:


KAREN ANN M. NANG
Accountant III
Date: 08-13-2018

Approved by:


MARILYN T. ESTRADA
Regional Director
Date: 08-13-2018

MONTHLY REPORT OF DISBURSEMENT
As of August 31, 2018

FAR No. 4

Department NATIONAL ECONOMIC DEVELOPMENT AUTHORITY
Agency Philippine Statistics Authority (PSA)
Operating Units Regional Office O2
Organization Code (UACS):
Funding Source Code:

PARTICULARS	CURRENT YEAR BUDGET					PRIOR YEAR'S BUDGET												SUB-TOTAL	TRUST LIABILITIES				GRAND TOTAL					Remarks
	PS	MOOE	Fin. Exp	CO	TOTAL	PRIOR YEAR'S ACCOUNTS PAYABLE					CURRENT YEAR'S ACCOUNTS PAYABLE					TOTAL	PS		MOOE	CO	TOTAL	PS	MOOE	Fin.Ex p	CO	TOTAL		
						PS	MOOE	Fin. Exp	CO	Sub-Total	PS	MOOE	Fin. Exp	CO	Sub-Total													
January																												
Notice of Cash Allocation(NCA)																												
MDS Checks Issued	124,247.66	176,108.38			300,356.04					-					-	-					124,247.66	176,108.38	-	-	300,356.04			
Advice to Debit Account	2,669,078.42	2,117,244.71			4,786,323.13																2,669,078.42	2,117,244.71	-	-	4,786,323.13			
Working fund(NCA issued to BTR)																												
Tax Remittance Advices Issued(TRA)	160,056.36	44,555.12			204,611.48																160,056.36	44,555.12			204,611.48			
Cash Disbursement Ceiling(CDC)																												
NON-Cash Availment Authority																												
Others(CDT, BTr Docs Stamp, etc.)																												
TOTAL	2,953,382.44	2,337,908.21	-	-	5,291,290.65	-	-	-	-	-	-	-	-	-	-	-	-	-	-	-	2,953,382.44	2,337,908.21	-	-	5,291,290.65			
February																												
Notice of Cash Allocation(NCA)																												
MDS Checks Issued	1,070,870.13	345,589.37			1,416,459.50					-					-	-					1,070,870.13	345,589.37	-	-	1,416,459.50			
Advice to Debit Account	1,705,017.27	1,114,084.04			2,819,101.31																1,705,017.27	1,114,084.04	-	-	2,819,101.31			
Working fund(NCA issued to BTR)																												
Tax Remittance Advices Issued(TRA)	162,756.85	66,316.94			229,073.79																162,756.85	66,316.94			229,073.79			
Cash Disbursement Ceiling(CDC)																												
NON-Cash Availment Authority																												
Others(CDT, BTr Docs Stamp, etc.)																												
TOTAL	2,938,644.25	1,525,990.35	-	-	4,464,634.60	-	-	-	-	-	-	-	-	-	-	-	-	-	-	-	2,938,644.25	1,525,990.35	-	-	4,464,634.60			
March																												
Notice of Cash Allocation(NCA)																												
MDS Checks Issued	30,283.53	570,602.41		25,626,000.00	26,226,885.94					-					-	-					30,283.53	570,602.41	-	25,626,000.00	26,226,885.94			
Advice to Debit Account	2,714,944.40	2,558,413.30			5,273,357.70																2,714,944.40	2,558,413.30	-	-	5,273,357.70			
Working fund(NCA issued to BTR)																												
Tax Remittance Advices Issued(TRA)	161,408.49	107,043.04			268,451.53																161,408.49	107,043.04			268,451.53			
Cash Disbursement Ceiling(CDC)																												
NON-Cash Availment Authority																												
Others(CDT, BTr Docs Stamp, etc.)																												
TOTAL	2,906,636.42	3,236,058.75	-	25,626,000.00	31,768,695.17	-	-	-	-	-	-	-	-	-	-	-	-	-	-	-	2,906,636.42	3,236,058.75	-	25,626,000.00	31,768,695.17			
April																												
Notice of Cash Allocation(NCA)																												
MDS Checks Issued	43,329.29	356,312.69			399,641.98					-					-	-					43,329.29	356,312.69	-	-	399,641.98			
Advice to Debit Account	3,160,781.86	3,511,493.21			6,672,275.07																3,160,781.86	3,511,493.21	-	-	6,672,275.07			
Working fund(NCA issued to BTR)																												
Tax Remittance Advices Issued(TRA)	161,407.80	69,406.16			230,813.96																161,407.80	69,406.16			230,813.96			
Cash Disbursement Ceiling(CDC)																												
NON-Cash Availment Authority																												
Others(CDT, BTr Docs Stamp, etc.)																												
TOTAL	3,365,518.95	3,937,212.06	-	-	7,302,731.01	-	-	-	-	-	-	-	-	-	-	-	-	-	-	-	3,365,518.95	3,937,212.06	-	-	7,302,731.01			
May																												
Notice of Cash Allocation(NCA)																												
MDS Checks Issued	41,136.49	657,381.50			698,517.99					-					-	-					41,136.49	657,381.50	-	-	698,517.99			
Advice to Debit Account	5,462,087.50	6,105,711.37			11,567,798.87																5,462,087.50	6,105,711.37	-	-	11,567,798.87			
Working fund(NCA issued to BTR)																												
Tax Remittance Advices Issued(TRA)	161,407.13	74,741.14			236,148.27																161,407.13	74,741.14			236,148.27			
Cash Disbursement Ceiling(CDC)																												
NON-Cash Availment Authority																												
Others(CDT, BTr Docs Stamp, etc.)																												
TOTAL	5,664,631.12	6,837,834.01	-	-	12,502,465.13	-	-	-	-	-	-	-	-	-	-	-	-	-	-	-	5,664,631.12	6,837,834.01	-	-	12,502,465.13			

PARTICULARS	CURRENT YEAR BUDGET					PRIOR YEAR'S BUDGET											TRUST LIABILITIES				GRAND TOTAL					Remarks	
	PS	MOOE	Fin. Exp	CO	TOTAL	PRIOR YEAR'S ACCOUNTS PAYABLE					CURRENT YEAR'S ACCOUNTS PAYABLE					TOTAL	SUB-TOTAL	PS	MOOE	CO	TOTAL	PS	MOOE	Fin.Ex p	CO		TOTAL
						PS	MOOE	Fin. Exo	CO	Sub-Total	PS	MOOE	Fin. Exo	CO	Sub-Total												
June																											
Notice of Cash Allocation(NCA)																											
MDS Checks Issued	126,104.42	1,314,616.74		725,267.35	2,165,988.51					-											126,104.42	1,314,616.74	-	725,267.35	2,165,988.51		
Advice to Debit Account	2,679,194.42	9,744,724.03			12,423,918.45																2,679,194.42	9,744,724.03	-	-	12,423,918.45		
Working fund(NCA issued to BTR)																											
Tax Remittance Advices Issued(TRA)	161,407.15	79,771.84		46,139.79	287,318.78																161,407.15	79,771.84			241,178.99		
Cash Disbursement Ceiling(CDC)																											
NOn-Cash Availment Authority																											
Others(CDT, BTr Docs Stamp, etc.)																											
TOTAL	2,966,705.99	11,139,112.61	-	771,407.14	14,877,225.74	-	-	-	-	-	-	-	-	-	-	-	-	-	-	-	2,966,705.99	11,139,112.61	-	725,267.35	14,831,085.95		
July																											
Notice of Cash Allocation(NCA)																											
MDS Checks Issued	53,427.64	556,418.14		25,417.00	635,262.78					-											53,427.64	556,418.14	-	25,417.00	635,262.78		
Advice to Debit Account	2,899,788.15	1,411,828.71			4,311,616.86																2,899,788.15	1,411,828.71	-	-	4,311,616.86		
Working fund(NCA issued to BTR)																											
Tax Remittance Advices Issued(TRA)	105,878.59	123,787.64			229,666.23																105,878.59	123,787.64			229,666.23		
Cash Disbursement Ceiling(CDC)																											
NOn-Cash Availment Authority																											
Others(CDT, BTr Docs Stamp, etc.)																											
TOTAL	3,059,094.38	2,092,034.49	-	25,417.00	5,176,545.87	-	-	-	-	-	-	-	-	-	-	-	-	-	-	-	3,059,094.38	2,092,034.49	-	25,417.00	5,176,545.87		
August																											
Notice of Cash Allocation(NCA)																											
MDS Checks Issued	48,268.41	165,297.00			213,565.41					-											48,268.41	165,297.00	-	-	213,565.41		
Advice to Debit Account	2,635,215.94	3,840,843.76			6,476,059.70																2,635,215.94	3,840,843.76	-	-	6,476,059.70		
Working fund(NCA issued to BTR)																											
Tax Remittance Advices Issued(TRA)	161,033.25	72,625.29			233,658.54																161,033.25	72,625.29			233,658.54		
Cash Disbursement Ceiling(CDC)																											
NOn-Cash Availment Authority																											
Others(CDT, BTr Docs Stamp, etc.)																											
TOTAL	2,844,517.60	4,078,766.05	-	-	6,923,283.65	-	-	-	-	-	-	-	-	-	-	-	-	-	-	-	2,844,517.60	4,078,766.05	-	-	6,923,283.65		
As of 2nd Quarter																											
Notice of Cash Allocation(NCA)																											
MDS Checks Issued	1,537,667.57	4,142,326.23	-	26,376,684.35	32,056,678.15					-											1,537,667.57	4,142,326.23	-	26,376,684.35	32,056,678.15		
Advice to Debit Account	23,926,107.96	30,404,343.13	-	-	54,330,451.09																23,926,107.96	30,404,343.13	-	-	54,330,451.09		
Working fund(NCA issued to BTR)																											
Tax Remittance Advices Issued(TRA)	1,235,355.62	638,247.17	-	46,139.79	1,919,742.58																1,235,355.62	638,247.17	-	46,139.79	1,919,742.58		
Cash Disbursement Ceiling(CDC)																											
NOn-Cash Availment Authority																											
Others(CDT, BTr Docs Stamp, etc.)																											
TOTAL	26,699,131.15	35,184,916.53	-	26,422,824.14	88,306,871.82	-	-	-	-	-	-	-	-	-	-	-	-	-	-	-	26,699,131.15	35,184,916.53	-	26,422,824.14	88,306,871.82		
SUMMARY:																											

SUMMARY:

	Previous Report	This Month	As of Date		Previous Report	This Month	As of Date
Total Disbursements Authorities Received				Total Disbursements Program	90,865,372.47	3,221,482.54	94,086,855.01
NCA	89,179,288.43	2,987,824.00	92,167,112.43	Less: Lapsed NCA	-		
Working Fund				*Actual Disbursements	81,383,588.17	6,923,283.65	88,306,871.82
TRA	1,686,084.04	233,658.54	1,919,742.58	(Over)/Under Spending	<u>9,481,784.30</u>	<u>(3,701,801.11)</u>	<u>5,779,983.19</u>
CDC							
NCAA							
Others(CDT,BTr,Docs Stamp, etc.) Refund							
Less: Notice of Transfer Allocation(NTA)* Issued							
Total disbursement Authorities Available	90,865,372.47	3,221,482.54	94,086,855.01				
Less: Lapsed NCA/cancelled check	2,685.57		2,685.57				
Disbursements*	81,383,588.17	6,923,283.65	88,306,871.82				
Balance of Disbursements Authorities as of to date	<u>9,479,098.73</u>	<u>(3,701,801.11)</u>	<u>5,777,297.62</u>				

Cerified Correct by:

KAREN ANN M. NANG
KAREN ANN M. NANG
 Accountant III
 Date: 09-07-2018

Approved by:

MARILYN T. ESTRADA
MARILYN T. ESTRADA
 Regional Director
 Date: 09-07-2018

MONTHLY REPORT OF DISBURSEMENT
As of September 30, 2018

FAR No. 4

Department NATIONAL ECONOMIC DEVELOPMENT AUTHORITY
Agency Philippine Statistics Authority (PSA)
Operating Units Regional Office 02
Organization Code (UACS): _____
Funding Source Code: _____


PARTICULARS	CURRENT YEAR BUDGET					PRIOR YEAR'S BUDGET											SUB-TOTAL	TRUST LIABILITIES				GRAND TOTAL					Remarks
	PS	MOOE	Fin. Exp	CO	TOTAL	PRIOR YEAR'S ACCOUNTS PAYABLE					CURRENT YEAR'S ACCOUNTS PAYABLE					TOTAL		PS	MOOE	CO	TOTAL	PS	MOOE	Fin.Ex p	CO	TOTAL	
						PS	MOOE	Fin. Exp	CO	Sub-Total	PS	MOOE	Fin. Exp	CO	Sub-Total												
January																											
Notice of Cash Allocation(NCA)																											
MDS Checks Issued	124,247.66	176,108.38			300,356.04					-					-	-					124,247.66	176,108.38	-	-	300,356.04		
Advice to Debit Account	2,669,078.42	2,117,244.71			4,786,323.13																2,669,078.42	2,117,244.71	-	-	4,786,323.13		
Working fund(NCA issued to BTR)																											
Tax Remittance Advices Issued(TRA)	160,056.36	44,555.12			204,611.48																160,056.36	44,555.12			204,611.48		
Cash Disbursement Ceiling(CDC)																											
NOn-Cash Availment Authority																											
Others(CDT, BTr Docs Stamp, etc.)																											
TOTAL	2,953,382.44	2,337,908.21	-	-	5,291,290.65	-	-	-	-	-	-	-	-	-	-	-	-	-	-	-	2,953,382.44	2,337,908.21	-	-	5,291,290.65		
February																											
Notice of Cash Allocation(NCA)																											
MDS Checks Issued	1,070,870.13	345,589.37			1,416,459.50					-					-	-					1,070,870.13	345,589.37	-	-	1,416,459.50		
Advice to Debit Account	1,705,017.27	1,114,084.04			2,819,101.31																1,705,017.27	1,114,084.04	-	-	2,819,101.31		
Working fund(NCA issued to BTR)																											
Tax Remittance Advices Issued(TRA)	162,756.85	66,316.94			229,073.79																162,756.85	66,316.94			229,073.79		
Cash Disbursement Ceiling(CDC)																											
NOn-Cash Availment Authority																											
Others(CDT, BTr Docs Stamp, etc.)																											
TOTAL	2,938,644.25	1,525,990.35	-	-	4,464,634.60	-	-	-	-	-	-	-	-	-	-	-	-	-	-	-	2,938,644.25	1,525,990.35	-	-	4,464,634.60		
March																											
Notice of Cash Allocation(NCA)																											
MDS Checks Issued	30,283.53	570,602.41		25,626,000.00	26,226,885.94					-					-	-					30,283.53	570,602.41	-	25,626,000.00	26,226,885.94		
Advice to Debit Account	2,714,944.40	2,558,413.30			5,273,357.70																2,714,944.40	2,558,413.30	-	-	5,273,357.70		
Working fund(NCA issued to BTR)																											
Tax Remittance Advices Issued(TRA)	161,408.49	107,043.04			268,451.53																161,408.49	107,043.04			268,451.53		
Cash Disbursement Ceiling(CDC)																											
NOn-Cash Availment Authority																											
Others(CDT, BTr Docs Stamp, etc.)																											
TOTAL	2,906,636.42	3,236,058.75	-	25,626,000.00	31,768,695.17	-	-	-	-	-	-	-	-	-	-	-	-	-	-	-	2,906,636.42	3,236,058.75	-	25,626,000.00	31,768,695.17		
April																											
Notice of Cash Allocation(NCA)																											
MDS Checks Issued	43,329.29	356,312.69			399,641.98					-					-	-					43,329.29	356,312.69	-	-	399,641.98		
Advice to Debit Account	3,160,781.86	3,511,493.21			6,672,275.07																3,160,781.86	3,511,493.21	-	-	6,672,275.07		
Working fund(NCA issued to BTR)																											
Tax Remittance Advices Issued(TRA)	161,407.80	69,406.16			230,813.96																161,407.80	69,406.16			230,813.96		
Cash Disbursement Ceiling(CDC)																											
NOn-Cash Availment Authority																											
Others(CDT, BTr Docs Stamp, etc.)																											
TOTAL	3,365,518.95	3,937,212.06	-	-	7,302,731.01	-	-	-	-	-	-	-	-	-	-	-	-	-	-	-	3,365,518.95	3,937,212.06	-	-	7,302,731.01		
May																											
Notice of Cash Allocation(NCA)																											
MDS Checks Issued	41,136.49	657,381.50			698,517.99					-					-	-					41,136.49	657,381.50	-	-	698,517.99		
Advice to Debit Account	5,462,087.50	6,105,711.37			11,567,798.87																5,462,087.50	6,105,711.37	-	-	11,567,798.87		
Working fund(NCA issued to BTR)																											
Tax Remittance Advices Issued(TRA)	161,407.13	74,741.14			236,148.27																161,407.13	74,741.14			236,148.27		
Cash Disbursement Ceiling(CDC)																											
NOn-Cash Availment Authority																											
Others(CDT, BTr Docs Stamp, etc.)																											
TOTAL	5,664,631.12	6,837,834.01	-	-	12,502,465.13	-	-	-	-	-	-	-	-	-	-	-	-	-	-	-	5,664,631.12	6,837,834.01	-	-	12,502,465.13		

PARTICULARS	CURRENT YEAR BUDGET					PRIOR YEAR'S BUDGET											SUB-TOTAL	TRUST LIABILITIES				GRAND TOTAL					Remarks
	PS	MOOE	Fin. Exp	CO	TOTAL	PRIOR YEAR'S ACCOUNTS PAYABLE					CURRENT YEAR'S ACCOUNTS PAYABLE					TOTAL		PS	MOOE	CO	TOTAL	PS	MOOE	Fin.Ex p	CO	TOTAL	
						PS	MOOE	Fin. Exp	CO	Sub-Total	PS	MOOE	Fin. Exp	CO	Sub-Total												
June																											
Notice of Cash Allocation(NCA)																											
MDS Checks Issued	126,104.42	1,314,616.74		725,267.35	2,165,988.51					-					-	-						126,104.42	1,314,616.74	-	725,267.35	2,165,988.51	
Advice to Debit Account	2,679,194.42	9,744,724.03			12,423,918.45																	2,679,194.42	9,744,724.03	-	-	12,423,918.45	
Working fund(NCA issued to BTR)																											
Tax Remittance Advices Issued(TRA)	161,407.15	79,771.84		46,139.79	287,318.78																	161,407.15	79,771.84			241,178.99	
Cash Disbursement Ceiling(CDC)																											
Non-Cash Availment Authority																											
Others(CDT, BTr Docs Stamp, etc.)																											
TOTAL	2,966,705.99	11,139,112.61	-	771,407.14	14,877,225.74	-	-	-	-	-	-	-	-	-	-	-	-	-	-	-	-	2,966,705.99	11,139,112.61	-	725,267.35	14,831,085.95	
July																											
Notice of Cash Allocation(NCA)																											
MDS Checks Issued	53,427.64	556,418.14		25,417.00	635,262.78					-					-	-						53,427.64	556,418.14	-	25,417.00	635,262.78	
Advice to Debit Account	2,899,788.15	1,411,828.71			4,311,616.86																	2,899,788.15	1,411,828.71	-	-	4,311,616.86	
Working fund(NCA issued to BTR)																											
Tax Remittance Advices Issued(TRA)	105,878.59	123,787.64			229,666.23																	105,878.59	123,787.64			229,666.23	
Cash Disbursement Ceiling(CDC)																											
Non-Cash Availment Authority																											
Others(CDT, BTr Docs Stamp, etc.)																											
TOTAL	3,059,094.38	2,092,034.49	-	25,417.00	5,176,545.87	-	-	-	-	-	-	-	-	-	-	-	-	-	-	-	-	3,059,094.38	2,092,034.49	-	25,417.00	5,176,545.87	
August																											
Notice of Cash Allocation(NCA)																											
MDS Checks Issued	48,268.41	165,297.00			213,565.41					-					-	-						48,268.41	165,297.00	-	-	213,565.41	
Advice to Debit Account	2,635,215.94	3,840,843.76			6,476,059.70																	2,635,215.94	3,840,843.76	-	-	6,476,059.70	
Working fund(NCA issued to BTR)																											
Tax Remittance Advices Issued(TRA)	161,033.25	72,625.29			233,658.54																	161,033.25	72,625.29			233,658.54	
Cash Disbursement Ceiling(CDC)																											
Non-Cash Availment Authority																											
Others(CDT, BTr Docs Stamp, etc.)																											
TOTAL	2,844,517.60	4,078,766.05	-	-	6,923,283.65	-	-	-	-	-	-	-	-	-	-	-	-	-	-	-	-	2,844,517.60	4,078,766.05	-	-	6,923,283.65	
September																											
Notice of Cash Allocation(NCA)																											
MDS Checks Issued	41,553.06	461,487.76			503,040.82					-					-	-						41,553.06	461,487.76	-	-	503,040.82	
Advice to Debit Account	2,757,817.25	2,927,718.72			5,685,535.97																	2,757,817.25	2,927,718.72	-	-	5,685,535.97	
Working fund(NCA issued to BTR)																											
Tax Remittance Advices Issued(TRA)	159,685.75	58,717.91			218,403.66																	159,685.75	58,717.91			218,403.66	
Cash Disbursement Ceiling(CDC)																											
Non-Cash Availment Authority																											
Others(CDT, BTr Docs Stamp, etc.)																											
TOTAL	2,959,056.06	3,447,924.39	-	-	6,406,980.45	-	-	-	-	-	-	-	-	-	-	-	-	-	-	-	-	2,959,056.06	3,447,924.39	-	-	6,406,980.45	
3rd Quarter																											
Notice of Cash Allocation(NCA)																											
MDS Checks Issued	1,579,220.63	4,603,813.99	-	26,376,684.35	32,559,718.97					-					-	-						1,579,220.63	4,603,813.99	-	26,376,684.35	32,559,718.97	
Advice to Debit Account	26,683,925.21	33,332,061.85	-	-	60,015,987.06																	26,683,925.21	33,332,061.85	-	-	60,015,987.06	
Working fund(NCA issued to BTR)																											
Tax Remittance Advices Issued(TRA)	1,395,041.37	696,965.08	-	46,139.79	2,138,146.24																	1,395,041.37	696,965.08	-	46,139.79	2,138,146.24	
Cash Disbursement Ceiling(CDC)																											
Non-Cash Availment Authority																											
Others(CDT, BTr Docs Stamp, etc.)																											
TOTAL	29,658,187.21	38,632,840.92	-	26,422,824.14	94,713,852.27	-	-	-	-	-	-	-	-	-	-	-	-	-	-	-	-	29,658,187.21	38,632,840.92	-	26,422,824.14	94,713,852.27	

SUMMARY:

	Previous Report	This Month	As of Date		Previous Report	This Month	As of Date
Total disbursement Authorities Received				Total Disbursements Program	94,086,855.01	629,871.66	94,716,726.67
NCA	92,167,112.43	411,468.00	92,578,580.43	Less: Lapsed NCA	-		
Working Fund				*Actual Disbursements	88,306,871.82	6,406,980.45	94,713,852.27
TRA	1,919,742.58	218,403.66	2,138,146.24	(Over)/Under Spending	5,779,983.19	(5,777,108.79)	2,874.40
CDC							
NCAA							
Others(CDT,BTr,Docs Stamp, etc.) Refund			-				
Less: Notice of Transfer Allocation(NTA)* Issued			-				
Total disbursement Authorities Available	94,086,855.01	629,871.66	94,716,726.67				
Less: Lapsed NCA/cancelled check	2,685.57	188.83	2,874.40				
Disbursements*	88,306,871.82	6,406,980.45	94,713,852.27				
Balance of Disbursements Authorities as of to date	5,777,297.62	(5,777,297.62)	0.00				

Cerified Correct by:


KAREN ANN M. NANE
Accountant III
Date: 10-03-2018

Approved by:


MARILYN T. ESTRADA
Regional Director
Date: 10-03-2018

MONTHLY REPORT OF DISBURSEMENT
As of October 31, 2018

Department	NATIONAL ECONOMIC DEVELOPMENT AUTHORITY
Agency	Philippine Statistics Authority (PSA)
Operating Units	Regional Office 02
Organization Code (UACS):	
Funding Source Code:	

[illegible]

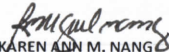
PARTICULARS	CURRENT YEAR BUDGET					PRIOR YEAR'S BUDGET											SUB-TOTAL	TRUST LIABILITES				GRAND TOTAL					Remarks
	PS	MOOE	Fin. Exp	CO	TOTAL	PRIOR YEAR'S ACCOUNTS PAYABLE					CURRENT YEAR'S ACCOUNTS PAYABLE					TOTAL		PS	MOOE	CO	TOTAL	PS	MOOE	Fin.Ex p	CO	TOTAL	
						PS	MOOE	Fin. Exp	CO	Sub-Total	PS	MOOE	Fin. Exp	CO	Sub-Total												
June																											
Notice of Cash Allocation(NCA)										-					-	-											
MDS Checks Issued	126,104.42	1,314,616.74		725,267.35	2,165,988.51																126,104.42	1,314,616.74	-	725,267.35	2,165,988.51		
Advice to Debit Account	2,679,194.42	9,744,724.03			12,423,918.45																2,679,194.42	9,744,724.03	-	-	12,423,918.45		
Working fund(NCA issued to BTR)																											
Tax Remittance Advices Issued(TRA)	161,407.15	79,771.84		46,139.79	287,318.78																161,407.15	79,771.84			241,178.99		
Cash Disbursement Ceiling(CDC)																											
NOn-Cash Availment Authority																											
Others(CDT, BTr Docs Stamp, etc.)																											
TOTAL	2,966,705.99	11,139,112.61	-	771,407.14	14,877,225.74	-	-	-	-	-	-	-	-	-	-	-	-	-	-	-	2,966,705.99	11,139,112.61	-	725,267.35	14,831,085.95		
July																											
Notice of Cash Allocation(NCA)																											
MDS Checks Issued	53,427.64	556,418.14		25,417.00	635,262.78					-					-	-					53,427.64	556,418.14	-	25,417.00	635,262.78		
Advice to Debit Account	2,899,788.15	1,411,828.71			4,311,616.86																2,899,788.15	1,411,828.71	-	-	4,311,616.86		
Working fund(NCA issued to BTR)																											
Tax Remittance Advices Issued(TRA)	105,878.59	123,787.64			229,666.23																105,878.59	123,787.64			229,666.23		
Cash Disbursement Ceiling(CDC)																											
NOn-Cash Availment Authority																											
Others(CDT, BTr Docs Stamp, etc.)																											
TOTAL	3,059,094.38	2,092,034.49	-	25,417.00	5,176,545.87	-	-	-	-	-	-	-	-	-	-	-	-	-	-	-	3,059,094.38	2,092,034.49	-	25,417.00	5,176,545.87		
August																											
Notice of Cash Allocation(NCA)																											
MDS Checks Issued	48,268.41	165,297.00			213,565.41					-					-	-					48,268.41	165,297.00	-	-	213,565.41		
Advice to Debit Account	2,635,215.94	3,840,843.76			6,476,059.70																2,635,215.94	3,840,843.76	-	-	6,476,059.70		
Working fund(NCA issued to BTR)																											
Tax Remittance Advices Issued(TRA)	161,033.25	72,625.29			233,658.54																161,033.25	72,625.29			233,658.54		
Cash Disbursement Ceiling(CDC)																											
NOn-Cash Availment Authority																											
Others(CDT, BTr Docs Stamp, etc.)																											
TOTAL	2,844,517.60	4,078,766.05	-	-	6,923,283.65	-	-	-	-	-	-	-	-	-	-	-	-	-	-	-	2,844,517.60	4,078,766.05	-	-	6,923,283.65		
September																											
Notice of Cash Allocation(NCA)																											
MDS Checks Issued	41,553.06	461,487.76			503,040.82					-					-	-					41,553.06	461,487.76	-	-	503,040.82		
Advice to Debit Account	2,757,817.25	2,927,718.72			5,685,535.97																2,757,817.25	2,927,718.72	-	-	5,685,535.97		
Working fund(NCA issued to BTR)																											
Tax Remittance Advices Issued(TRA)	159,685.75	58,717.91			218,403.66																159,685.75	58,717.91			218,403.66		
Cash Disbursement Ceiling(CDC)																											
NOn-Cash Availment Authority																											
Others(CDT, BTr Docs Stamp, etc.)																											
TOTAL	2,959,056.06	3,447,924.39	-	-	6,406,980.45	-	-	-	-	-	-	-	-	-	-	-	-	-	-	-	2,959,056.06	3,447,924.39	-	-	6,406,980.45		
October																											
Notice of Cash Allocation(NCA)																											
MDS Checks Issued	49,053.06	476,726.70			525,779.76					-					-	-					49,053.06	476,726.70	-	-	525,779.76		
Advice to Debit Account	2,770,170.63	1,424,534.11			4,194,704.74																2,770,170.63	1,424,534.11	-	-	4,194,704.74		
Working fund(NCA issued to BTR)																											
Tax Remittance Advices Issued(TRA)	159,686.44	73,793.89			233,480.33																159,686.44	73,793.89			233,480.33		
Cash Disbursement Ceiling(CDC)																											
NOn-Cash Availment Authority																											
Others(CDT, BTr Docs Stamp, etc.)																											
TOTAL	2,978,910.13	1,975,054.70	-	-	4,953,964.83	-	-	-	-	-	-	-	-	-	-	-	-	-	-	-	2,978,910.13	1,975,054.70	-	-	4,953,964.83		
As of 3rd Quarter																											
Notice of Cash Allocation(NCA)																											
MDS Checks Issued	1,628,273.69	5,080,540.69	-	26,376,684.35	33,085,498.73					-					-	-					1,628,273.69	5,080,540.69	-	26,376,684.35	33,085,498.73		
Advice to Debit Account	29,454,095.84	34,756,595.96	-	-	64,210,691.80																29,454,095.84	34,756,595.96	-	-	64,210,691.80		
Working fund(NCA issued to BTR)																											
Tax Remittance Advices Issued(TRA)	1,554,727.81	770,758.97	-	46,139.79	2,371,626.57																1,554,727.81	770,758.97	-	46,139.79	2,371,626.57		
Cash Disbursement Ceiling(CDC)																											
NOn-Cash Availment Authority																											
Others(CDT, BTr Docs Stamp, etc.)																											
TOTAL	32,637,097.34	40,607,895.62	-	26,422,824.14	99,667,817.10	-	-	-	-	-	-	-	-	-	-	-	-	-	-	-	32,637,097.34	40,607,895.62	-	26,422,824.14	99,667,817.10		

SUMMARY:

	Previous Report	This Month	As of Date
Total disbursement Authorities Received			
NCA	92,578,580.43	14,261,208.80	106,839,789.23
Working Fund			
TRA	2,138,146.24	233,480.33	2,371,626.57
CDC			
NCAA			
Others(CDT,BTr,Docs Stamp, etc.) Refund			-
Less: Notice of Transfer Allocation(NTA)* Issued			
Total disbursement Authorities Available	94,716,726.67	14,494,689.13	109,211,415.80
Less: Lapsed NCA/cancelled check	2,874.40		2,874.40
Disbursements*	94,713,852.27	4,953,964.83	99,667,817.10
Balance of Disbursements Authorities as of to date	0.00	9,540,724.30	9,540,724.30

	Previous Report	This Month	As of Date
Total Disbursements Program	94,716,726.67	14,494,689.13	109,211,415.80
Less: Lapsed NCA	-		
*Actual Disbursements	94,713,852.27	4,953,964.83	99,667,817.10
(Over)/Under Spending	2,874.40	9,540,724.30	9,543,598.70

Cerified Correct by:


KAREN ANN M. NANG
Accountant III
Date: 11-08-2018

Approved by:


MARILYN T. ESTRADA
Regional Director
Date: 11-08-2018

MONTHLY REPORT OF DISBURSEMENT

As of November 30, 2018

Department NATIONAL ECONOMIC DEVELOPMENT AUTHORITY
 Agency Philippine Statistics Authority (PSA)
 Operating Units Regional Office 02
 Organization Code (UACS):
 Funding Source Code:


PARTICULARS	CURRENT YEAR BUDGET					PRIOR YEAR'S BUDGET											SUB-TOTAL	TRUST LIABILITIES				GRAND TOTAL				
	PS	MOOE	Fin. Exp	CO	TOTAL	PRIOR YEAR'S ACCOUNTS PAYABLE					CURRENT YEAR'S ACCOUNTS PAYABLE					TOTAL		PS	MOOE	CO	TOTAL	PS	MOOE	Fin.Ex p	CO	TOTAL
						PS	MOOE	Fin. Exp	CO	Sub-Total	PS	MOOE	Fin. Exp	CO	Sub-Total											
January																										
Notice of Cash Allocation(NCA)																										
MDS Checks Issued	124,247.66	176,108.38			300,356.04					-					-	-						114,247.66	176,108.38	-	-	300,356.04
Advice to Debit Account	2,669,078.42	2,117,244.71			4,786,323.13																	2,669,078.42	2,117,244.71	-	-	4,786,323.13
Working fund(NCA issued to BTR)																										
Tax Remittance Advices Issued(TRA)	160,056.36	44,555.12			204,611.48																	160,056.36	44,555.12			204,611.48
Cash Disbursement Ceiling(CDC)																										
Non-Cash Availment Authority																										
Others(CDT, BTR Docs Stamp, etc.)																										
TOTAL	2,953,382.44	2,337,908.21	-	-	5,291,290.65	-	-	-	-	-	-	-	-	-	-	-	-	-	-	-	-	2,953,382.44	2,337,908.21	-	-	5,291,290.65
February																										
Notice of Cash Allocation(NCA)																										
MDS Checks Issued	1,070,870.13	345,589.37			1,416,459.50					-					-	-						1,070,870.13	345,589.37	-	-	1,416,459.50
Advice to Debit Account	1,705,017.27	1,114,084.04			2,819,101.31																	1,705,017.27	1,114,084.04	-	-	2,819,101.31
Working fund(NCA issued to BTR)																										
Tax Remittance Advices Issued(TRA)	162,756.85	66,316.94			229,073.79																	162,756.85	66,316.94			229,073.79
Cash Disbursement Ceiling(CDC)																										
Non-Cash Availment Authority																										
Others(CDT, BTR Docs Stamp, etc.)																										
TOTAL	2,938,644.25	1,525,990.35	-	-	4,464,634.60	-	-	-	-	-	-	-	-	-	-	-	-	-	-	-	-	2,938,644.25	1,525,990.35	-	-	4,464,634.60
March																										
Notice of Cash Allocation(NCA)																										
MDS Checks Issued	30,283.53	570,602.41		25,626,000.00	26,226,885.94					-					-	-						30,283.53	570,602.41	-	25,626,000.00	26,226,885.94
Advice to Debit Account	2,714,944.40	2,558,413.30			5,273,357.70																	2,714,944.40	2,558,413.30	-	-	5,273,357.70
Working fund(NCA issued to BTR)																										
Tax Remittance Advices Issued(TRA)	161,408.49	107,043.04			268,451.53																	161,408.49	107,043.04			268,451.53
Cash Disbursement Ceiling(CDC)																										
Non-Cash Availment Authority																										
Others(CDT, BTR Docs Stamp, etc.)																										
TOTAL	2,906,636.42	3,236,058.75	-	25,626,000.00	31,768,695.17	-	-	-	-	-	-	-	-	-	-	-	-	-	-	-	-	2,906,636.42	3,236,058.75	-	25,626,000.00	31,768,695.17
April																										
Notice of Cash Allocation(NCA)																										
MDS Checks Issued	43,329.29	356,312.69			399,641.98					-					-	-						43,329.29	356,312.69	-	-	399,641.98
Advice to Debit Account	3,160,781.86	3,511,493.21			6,672,275.07																	3,160,781.86	3,511,493.21	-	-	6,672,275.07
Working fund(NCA issued to BTR)																										
Tax Remittance Advices Issued(TRA)	161,407.80	69,406.16			230,813.96																	161,407.80	69,406.16			230,813.96
Cash Disbursement Ceiling(CDC)																										
Non-Cash Availment Authority																										
Others(CDT, BTR Docs Stamp, etc.)																										
TOTAL	3,365,518.95	3,937,212.06	-	-	7,302,731.01	-	-	-	-	-	-	-	-	-	-	-	-	-	-	-	-	3,365,518.95	3,937,212.06	-	-	7,302,731.01
May																										
Notice of Cash Allocation(NCA)																										
MDS Checks Issued	41,136.49	657,381.50			698,517.99					-					-	-						41,136.49	657,381.50	-	-	698,517.99
Advice to Debit Account	5,462,087.50	6,105,711.37			11,567,798.87																	5,462,087.50	6,105,711.37	-	-	11,567,798.87
Working fund(NCA issued to BTR)																										
Tax Remittance Advices Issued(TRA)	161,407.13	74,741.14			236,148.27																	161,407.13	74,741.14			236,148.27
Cash Disbursement Ceiling(CDC)																										
Non-Cash Availment Authority																										
Others(CDT, BTR Docs Stamp, etc.)																										
TOTAL	5,664,631.12	6,837,834.01	-	-	12,502,465.13	-	-	-	-	-	-	-	-	-	-	-	-	-	-	-	-	5,664,631.12	6,837,834.01	-	-	12,502,465.13

PARTICULARS	CURRENT YEAR BUDGET					PRIOR YEAR'S BUDGET											SUB-TOTAL	TRUST LIABILITIES				GRAND TOTAL				
	PS	MOOE	Fin. Exp	CO	TOTAL	PRIOR YEAR'S ACCOUNTS PAYABLE					CURRENT YEAR'S ACCOUNTS PAYABLE							PS	MOOE	CO	TOTAL	PS	MOOE	Fin.Ex p	CO	TOTAL
						PS	MOOE	Fin. Exp	CO	Sub-Total	PS	MOOE	Fin. Exp	CO	Sub-Total	TOTAL										
June																										
Notice of Cash Allocation(NCA)																										
MDS Checks Issued	126,104.42	1,314,616.74		725,267.35	2,165,988.51					-					-	-					126,104.42	1,314,616.74	-	725,267.35	2,165,988.51	
Advice to Debit Account	2,679,194.42	9,744,724.03			12,423,918.45																2,679,194.42	9,744,724.03	-	-	12,423,918.45	
Working fund(NCA issued to BTR)																					161,407.15	79,771.84			241,179.03	
Tax Remittance Advices Issued(TRA)	161,407.15	79,771.84		46,139.79	287,318.78																					
Cash Disbursement Ceiling(CDC)																										
NOn-Cash Availment Authority																										
Others(CDT, BTr Docs Stamp, etc.)																										
TOTAL	2,966,705.99	11,139,112.61	-	771,407.14	14,877,225.74	-	-	-	-	-	-	-	-	-	-	-	-	-	-	-	2,966,705.99	11,139,112.61	-	725,267.35	14,831,800.90	
July																										
Notice of Cash Allocation(NCA)																										
MDS Checks Issued	53,427.64	556,418.14		25,417.00	635,262.78					-					-	-					53,427.64	556,418.14	-	25,417.00	635,262.78	
Advice to Debit Account	2,899,788.15	1,411,828.71			4,311,616.86																2,899,788.15	1,411,828.71	-	-	4,311,616.86	
Working fund(NCA issued to BTR)																					105,878.59	123,787.64			229,666.23	
Tax Remittance Advices Issued(TRA)	105,878.59	123,787.64			229,666.23																					
Cash Disbursement Ceiling(CDC)																										
NOn-Cash Availment Authority																										
Others(CDT, BTr Docs Stamp, etc.)																										
TOTAL	3,059,094.38	2,092,034.49	-	25,417.00	5,176,545.87	-	-	-	-	-	-	-	-	-	-	-	-	-	-	-	3,059,094.38	2,092,034.49	-	25,417.00	5,176,545.87	
August																										
Notice of Cash Allocation(NCA)																										
MDS Checks Issued	48,268.41	165,297.00			213,565.41					-					-	-					48,268.41	165,297.00	-	-	213,565.41	
Advice to Debit Account	2,635,215.94	3,840,843.76			6,476,059.70																2,635,215.94	3,840,843.76	-	-	6,476,059.70	
Working fund(NCA issued to BTR)																										
Tax Remittance Advices Issued(TRA)	161,033.25	72,625.29			233,658.54																161,033.25	72,625.29			233,658.54	
Cash Disbursement Ceiling(CDC)																										
NOn-Cash Availment Authority																										
Others(CDT, BTr Docs Stamp, etc.)																										
TOTAL	2,844,517.60	4,078,766.05	-	-	6,923,283.65	-	-	-	-	-	-	-	-	-	-	-	-	-	-	-	2,844,517.60	4,078,766.05	-	-	6,923,283.65	
September																										
Notice of Cash Allocation(NCA)																										
MDS Checks Issued	41,553.06	461,487.76			503,040.82					-					-	-					41,553.06	461,487.76	-	-	503,040.82	
Advice to Debit Account	2,757,817.25	2,927,718.72			5,685,535.97																2,757,817.25	2,927,718.72	-	-	5,685,535.97	
Working fund(NCA issued to BTR)																										
Tax Remittance Advices Issued(TRA)	159,685.75	58,717.91			218,403.66																159,685.75	58,717.91			218,403.66	
Cash Disbursement Ceiling(CDC)																										
NOn-Cash Availment Authority																										
Others(CDT, BTr Docs Stamp, etc.)																										
TOTAL	2,959,056.06	3,447,924.39	-	-	6,406,980.45	-	-	-	-	-	-	-	-	-	-	-	-	-	-	-	2,959,056.06	3,447,924.39	-	-	6,406,980.45	
October																										
Notice of Cash Allocation(NCA)																										
MDS Checks Issued	49,053.06	476,726.70			525,779.76					-					-	-					49,053.06	476,726.70	-	-	525,779.76	
Advice to Debit Account	2,770,170.63	1,424,534.11			4,194,704.74																2,770,170.63	1,424,534.11	-	-	4,194,704.74	
Working fund(NCA issued to BTR)																										
Tax Remittance Advices Issued(TRA)	159,686.44	73,793.89			233,480.33																159,686.44	73,793.89			233,480.33	
Cash Disbursement Ceiling(CDC)																										
NOn-Cash Availment Authority																										
Others(CDT, BTr Docs Stamp, etc.)																										
TOTAL	2,978,910.13	1,975,054.70	-	-	4,953,964.83	-	-	-	-	-	-	-	-	-	-	-	-	-	-	-	2,978,910.13	1,975,054.70	-	-	4,953,964.83	
November																										
Notice of Cash Allocation(NCA)																										
MDS Checks Issued		263,626.89			263,626.89					-					-	-					-	263,626.89	-	-	263,626.89	
Advice to Debit Account	5,858,404.45	2,060,194.61			7,918,599.06																5,858,404.45	2,060,194.61	-	-	7,918,599.06	
Working fund(NCA issued to BTR)																										
Tax Remittance Advices Issued(TRA)	202,063.93	65,616.81			267,680.74																202,063.93	65,616.81			267,680.74	
Cash Disbursement Ceiling(CDC)																										
NOn-Cash Availment Authority																										
Others(CDT, BTr Docs Stamp, etc.)																										
TOTAL	6,060,468.38	2,389,438.31	-	-	8,449,906.69	-	-	-	-	-	-	-	-	-	-	-	-	-	-	-	6,060,468.38	2,389,438.31	-	-	8,449,906.69	


PARTICULARS	CURRENT YEAR BUDGET					PRIOR YEAR'S BUDGET											TRUST LIABILITIES				GRAND TOTAL				
	PS	MOOE	Fin. Exp	CO	TOTAL	PRIOR YEAR'S ACCOUNTS PAYABLE					CURRENT YEAR'S ACCOUNTS PAYABLE					SUB-TOTAL	PS	MOOE	CO	TOTAL	PS	MOOE	Fin. Exp	CO	TOTAL
						PS	MOOE	Fin. Exp	CO	Sub-Total	PS	MOOE	Fin. Exp	CO	Sub-Total										
As of 4th Quarter																									
Notice of Cash Allocation(NCA)																									
MDS Checks Issued	1,628,273.69	5,344,167.58	-	26,376,684.35	33,349,125.62					-					-						1,628,273.69	5,344,167.58	-	26,376,684.35	33,349,125.62
Advice to Debit Account	35,312,500.29	36,816,790.57	-	-	72,129,290.86																35,312,500.29	36,816,790.57	-	-	72,129,290.86
Working fund(NCA issued to BTR)	-	-	-	-	-																				
Tax Remittance Advices Issued(TRA)	1,756,791.74	836,375.78	-	46,139.79	2,639,307.31																1,756,791.74	836,375.78	-	46,139.79	2,639,307.31
Cash Disbursement Ceiling(CDC)	-	-	-	-	-																				
NON-Cash Availment Authority	-	-	-	-	-																				
Others(CDT, BTr Docs Stamp, etc.)	-	-	-	-	-																				
TOTAL	38,697,565.72	42,997,333.93	-	26,422,824.14	108,117,723.79	-	-	-	-	-	-	-	-	-	-	-	-	-	-	-	38,697,565.72	42,997,333.93	-	26,422,824.14	108,117,723.79

SUMMARY:						<u>Previous Report</u>		<u>This Month</u>	<u>As of Date</u>	<u>Previous Report</u>		<u>This Month</u>
Total disbursement Authorities Received										Total Disbursements Program	109,211,415.80	4,951,416.74
NCA		106,839,789.23		4,683,736.00	111,523,525.23					Less: Lapsed NCA	-	
Working Fund										*Actual Disbursements	99,667,817.10	8,449,906.69
TRA		2,371,626.57		267,680.74	2,639,307.31					(Over)/Under Spending	<u>9,543,598.70</u>	<u>(3,498,489.95)</u>
CDC												
NO												
Others(CDT,BTr,Docs Stamp, etc.) Refund												
Less: Notice of Transfer Allocation(NTA)* Issued												
Total disbursement Authorities Available		109,211,415.80		4,951,416.74	114,162,832.54							
Less: Lapsed NCA/cancelled check		2,874.40			2,874.40							
Disbursements*		99,667,817.10		8,449,906.69	108,117,723.79							
Balance of Disbursements Authorities as of to date		<u>9,540,724.30</u>		<u>(3,498,489.95)</u>	<u>6,042,234.35</u>							

Cerified Correct by:


KAREN ANN M. NANG
 Accountant III
 Date: 12-05-2018

Approved by:


MARILYN T. ESTRADA
 Regional Director
 Date: 12-05-2018