
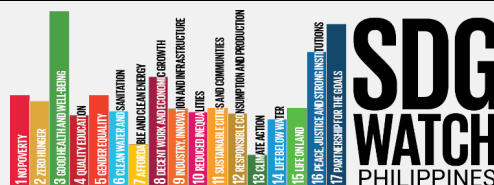



Preliminary submissions as of November 22, 2018

| Goals/Targets/Indicators   |   | Baseline                        |      | Data Source Agency                       |
|--|---|---------------------------------|------|--|
|  |   | Data                            | Year |  |
| <div><div><div>3</div><div>GOOD HEALTH AND WELL-BEING</div><div></div></div><div>GOAL 3. ENSURE HEALTHY LIVES AND PROMOTE WELLBEING FOR ALL AT ALL AGES</div></div> |   |                                 |      |  |
| target 3.1   | By 2030, reduce the global maternal mortality ratio to less than 70 per 100,000 live births   |                                 |      |  |
| 3.1.2  | Proportion of births attended by skilled health personnel   | 84.4                            | 2017 | NDHS, PSA                                |
| 3.1.s1   | Proportion of births delivered in a health facility   | 77.7                            | 2017 | NDHS, PSA                                |
| target 3.2   | By 2030, end preventable deaths of newborns and children under 5 years of age, with all countries aiming to reduce neonatal mortality to at least as low as 12 per 1,000 live births and under-5 mortality to at least as low as 25 per 1,000 live births |                                 |      |  |
| 3.2.1  | Under-five mortality rate   | 27 deaths per 1,000 live births | 2017 | NDHS, PSA                                |
| 3.2.2  | Neonatal mortality rate   | 14 deaths per 1,000 live births | 2017 | NDHS, PSA                                |
| 3.2.s1   | Infant Mortality Rate   | 21 deaths per 1,000 live births | 2017 | NDHS, PSA                                |
| target 3.3   | By 2030, end the epidemics of AIDS, tuberculosis, malaria and neglected tropical diseases and combat hepatitis, water-borne diseases and other communicable diseases  |                                 |      |  |
| 3.3.1.p1   | Number of new HIV infections (newly diagnosed cases/year)   | 9,264                           | 2016 | HARP, DOH                                |
| 3.3.2  | Tuberculosis incidence per 100,000 population   | 434.0                           | 2016 | 2016 National TB Prevalence Survey, DOH  |
| 3.3.3  | Malaria incidence per 1,000 population  | 6.5                             | 2016 | Program Data, DOH                        |
| target 3.4   | By 2030, reduce by one third premature mortality from non-communicable diseases through prevention and treatment and promote mental health and well-being   |                                 |      |  |
| 3.4.1  | Mortality rate attributed to cardiovascular disease, cancer, diabetes or chronic respiratory disease  | 4.6                             | 2016 | Vital Statistics Report, PSA             |
| 3.4.1.1  | Mortality rate attributed to cardiovascular disease   | 2.7                             | 2016 | Vital Statistics Report, PSA             |
| 3.4.1.2  | Mortality rate attributed to cancer   | 1.0                             | 2016 | Vital Statistics Report, PSA             |
| 3.4.1.3  | Mortality rate attributed to diabetes   | 0.6                             | 2016 | Vital Statistics Report, PSA             |
| 3.4.1.4  | Mortality rate attributed to chronic respiratory disease  | 0.3                             | 2016 | Vital Statistics Report, PSA             |
| target 3.5   | Strengthen the prevention and treatment of substance abuse, including narcotic drug abuse and harmful use of alcohol  |                                 |      |  |
| 3.5.1.p1   | Percentage of drug abuse cases or drug users who completed treatment  | 87.6                            | 2016 | Program Data, DOH                        |
| 3.5.2  | Harmful use of alcohol, defined according to the national context as alcohol per capita consumption (aged 15 years and older) within a calendar year in litres of pure alcohol  |                                 |      |  |
| target 3.6   | By 2020, halve the number of global deaths and injuries from road traffic accidents   |                                 |      |  |
| 3.6.1  | Death rate due to road traffic injuries   | 0.1                             | 2016 | Vital Statistics Report, PSA             |
| target 3.7   | By 2030, ensure universal access to sexual and reproductive health-care services, including for family planning, information and education, and the integration of reproductive health into national strategies and programmes                            |                                 |      |  |
| 3.7.1  | Proportion of women of reproductive age (aged 15-49 years) who have their need for family planning satisfied [provided] with modern methods   | 56.9                            | 2017 | NDHS, PSA                                |
| 3.7.2  | Adolescent aged 15-19 years birth rate per 1,000 women in that age group  | 47 per 1,000 women              | 2017 | NDHS, PSA                                |
| 3.7.s1   | Contraceptive Prevalence Rate   | 54.3                            | 2017 | NDHS, PSA                                |
| target 3.8   | Achieve universal health coverage, including financial risk protection, access to quality essential health-care services and access to safe, effective, quality and affordable essential medicines and vaccines for all                                   |                                 |      |  |
| 3.8.2  | Number of people covered by health insurance or a public health system per 1,000 population   |                                 |      |  |
| 3.8.s1   | Percentage of population covered by the social health insurance 1/  | 91.0                            | 2016 | Admin Data, PhilHealth                   |
| 3.8.s2   | Out-of-pocket health spending as percentage of total health expenditure   | 52.0                            | 2016 | Philippine National Health Accounts, PSA |
| target 3.9   | By 2030, substantially reduce the number of deaths and illnesses from hazardous chemicals and air, water and soil pollution and contamination   |                                 |      |  |
| 3.9.3  | Mortality rate attributed to unintentional poisoning  | 0.1                             | 2016 | Vital Statistics Report, PSA             |



Preliminary submissions as of November 22, 2018

Preliminary Submissions as of November 22, 2018

| Goals/Targets/Indicators  | Baseline  |      | Data Source Agency |   |
|---|---|------|--------------------|---|
|   | Data  | Year |                    |   |
| <div> <div> 3 GOOD HEALTH AND WELL-BEING  </div> <div> GOAL 3. ENSURE HEALTHY LIVES AND PROMOTE WELLBEING FOR ALL AT ALL AGES </div> </div>  |   |      |                    |   |
| target 3.a Strengthen the implementation of the World Health Organization Framework Convention on Tobacco Control in all countries, as appropriate.   |   |      |                    |   |
| 3.a.1   | Age-standardized prevalence of current tobacco use among persons aged 15 years and older  | 23.6 | 2015               | Updating of Nutritional Status of Filipino Children and Other Population Groups, FNRI-DOST      |
| 3.a.s1  | Prevalence of current tobacco use   |      |                    |   |
|   | Prevalence of current tobacco use of 10-19.9 years old                                    | 5.5  | 2015               | Updating of Nutritional Status of Filipino Children and Other Population Groups, NNS, FNRI-DOST |
|   | Prevalence of current tobacco use of 20 years old and over                                | 23.3 | 2015               | Updating of Nutritional Status of Filipino Children and Other Population Groups, NNS, FNRI-DOST |
| target 3.b Support the research and development of vaccines and medicines for the communicable and non-communicable diseases that primarily affect developing countries, provide access to affordable essential medicines and vaccines, in accordance with the Doha Declaration on the TRIPS Agreement and Public Health, which affirms the right of developing countries to use to the full the provisions in the Agreement on Trade-Related Aspects of Intellectual Property Rights regarding flexibilities to protect public health, and, in particular, provide access to medicines for all |   |      |                    |   |
| 3.b.1.p1  | Proportion of fully immunized children  | 70.0 | 2015               | FHSIS, DOH  |
| 3.b.3.p1  | Percentage of public health facilities properly stocked with selected essential medicines | 65.4 | 2016               | Drug Availability Survey, DOH   |
| The SDG Watch is compiled by the Philippine Statistics Authority as the official repository of SDG indicators in the Philippines per PSA Board Resolution No. 09 Series of 2017. More statistical information on the Philippine SDGs can be accessed at <a href="http://psa.gov.ph/sdg">http://psa.gov.ph/sdg</a> .   |   |      |                    |   |

**Notes:**

1/ Data indigent count of members and dependents were based on DSWD Listahanan database.

**ACRONYMS:**

|                  |   |
|------------------|---|
| <b>DOH</b>       | Department of Health  |
| <b>FHSIS</b>     | Field Health Service Information System                                     |
| <b>FNRI-DOST</b> | Food and Nutrition Research Institute, Department of Science and Technology |
| <b>HARP</b>      | HIV/AIDS and Anti-Retroviral Therapy Registry (ART) of the Philippines      |
| <b>NDHS</b>      | National Demographic and Health Survey                                      |
| <b>NNS</b>       | National Nutrition Survey   |
| <b>PHS</b>       | Philippine Health Statistics  |
| <b>PSA</b>       | Philippine Statistics Authority   |