
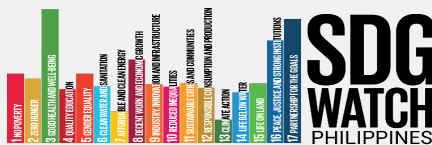





Preliminary submissions as of November 22, 2018

Goals/Targets/Indicators		Baseline		Target Data		Data Source Agency
		Data	Year	Data	Year	
<div><div><div>1</div><div>NO POVERTY</div><div></div></div><div>GOAL 1. ERADICATE EXTREME POVERTY AND HUNGER</div></div>						
target 1.1 By 2030, eradicate extreme poverty for all people everywhere, currently measured as people living on less than \$1.25 a day						
1.1.1	Proportion of population below the international poverty line, by sex, age, employment status and geographical location (urban/rural)	8.3	2015			World Development Indicators Database, World Bank
1.1.1.1	Proportion of employed population aged 15 to 24 years old living below the international poverty line of US\$1.90 per day					
	Female employed population	7.1	2015			
	Male employed population	13.9	2015			
1.1.1.2	Proportion of employed population aged 25 years old and over living below the international poverty line of US\$1.90 per day					
	Female employed population	7.1	2015	7.1	2015	
	Male employed population	9.5	2015	9.5	2015	
target 1.2 By 2030, reduce at least by half the proportion of men, women and children of all ages living in poverty in all its dimensions according to national definitions						
1.2.1	Proportion of population living below the national poverty line, by sex and age	21.6	2015	21.6	2015	2015 Full Year Poverty Statistics, PSA
1.2.1.1	Proportion of population living below the national poverty line, by sex					
	Female population	22.5	2015	22.5	2015	2015 Poverty among Basic Sectors, PSA
	Male population	23.2	2015	23.2	2015	Merged LFS-FIES, PSA *
1.2.1.2	Proportion of population living below the national poverty line, by age group					
	Children	31.4	2015	31.4	2015	2015 Poverty among Basic Sectors, PSA
	Youth	19.4	2015	19.4	2015	2015 Poverty among Basic Sectors, PSA
	Senior citizen	13.2	2015	13.2	2015	2015 Poverty among Basic Sectors, PSA
1.2.1.3	Proportion of population living below the national poverty line, by employment status					
	Employed population	18.0	2015	18.0	2015	2015 Poverty among Basic Sectors, PSA
	Unemployed population	16.4	2015	16.4	2015	2015 Poverty among Basic Sectors, PSA
1.2.1.4	Proportion of population living below the national poverty line, by geographical location					
	Population residing in urban areas	11.5	2015	11.5	2015	2015 Poverty among Basic Sectors, PSA
	Population residing in rural areas	30.5	2015	30.5	2015	Merged LFS-FIES, PSA *
target 1.4 By 2030, ensure that all men and women, in particular the poor and the vulnerable, have equal rights to economic resources, as well as access to basic services, ownership and control over land and other forms of property, inheritance, natural resources, appropriate new technology and financial services, including microfinance						
1.4.1p1	Percentage of women ages 15-49 with a live birth in the five years preceeding the survey who received antenatal care, delivery assistance, or postnatal care from health personnel for the most recent birth					
1.4.1p1.1	Percentage of women ages 15-49 who received antenatal care from skilled health personnel for the most recent birth	93.8	2017	93.8	2017	NDHS, PSA
1.4.1p1.2	Percentage of women ages 15-49 with a live birth delivery who were assisted by skilled health personnel	84.4	2017	84.4	2017	NDHS, PSA
1.4.1p1.3	Percentage of women ages 15-49 with a postnatal check-up in the first two days after birth	86.1	2017	86.1	2017	NDHS, PSA
1.4.1p2	Percentage of all women and currently married women ages 15-49 who have ever used any contraceptive methods					
1.4.1p3	Percentage of population that visited a health facility or sought advice or treatment in the 30 days preceeding the survey	7.6	2017	7.6	2017	NDHS, PSA
1.4.1p4	Net Enrolment Rate in kindergarten	66.0	2016	83.7	2017	EBEIS, DepEd
1.4.1p5	Net Enrolment Rate in elementary	95.9	2016	94.19	2017	EBEIS, DepEd
1.4.1p6a	Net Enrolment Rate in secondary education	74.2	2016	75.99	2017	EBEIS, DepEd
1.4.1p6b	Net Enrolment Rate in secondary education	74.2	2016	75.99	2017	EBEIS, DepEd
1.4.1p7	Proportion of families with access to improved water supply	83.2	2016			APIS, PSA
1.4.1p8	Proportion of population living in households with access to sanitary facility	91.9	2016			APIS, PSA
1.4.1p9	Proportion of families with owned or owner-like possession of housing units	61.0	2016			APIS, PSA
1.4.2p1	Proportion of families with access to secure tenure	97.0	2016			APIS, PSA
target 1.5 By 2030, build the resilience of the poor and those in vulnerable situations and reduce their exposure and vulnerability to climate-related extreme events and other economic, social and environmental shocks and disasters						
1.5.1	Number of deaths, missing persons and directly affected persons attributed to disasters per 100,000 population <sup>1/</sup>					
1.5.1.1	Number of deaths attributed to disasters	447	2016			NDRRMC, Office of Civil Defense
1.5.1.2	Number of missing persons attributed to disasters	49	2016			
1.5.1.3	Number of directly affected persons attributed to disasters	7,501,721	2016			



Preliminary submissions as of November 22, 2018

Preliminary Submissions as of November 22, 2016

Goals/Targets/Indicators		Baseline		Target Data		Data Source Agency
		Data	Year	Data	Year	
<div>1 NO POVERTY</div> <div> GOAL 1. ERADICATE EXTREME POVERTY AND HUNGER</div>						
1.5.3	Number of countries that adopt and implement national disaster risk reduction strategies in line with the Sendai Framework for Disaster Risk Reduction 2015-2030	1.0	2016	Sendai Framework for Disaster Risk Reduction official reports/documents, NDRRMC**		
1.5.4	Proportion of local governments that adopt and implement local disaster risk reduction strategies in line with national disaster risk reduction strategies					
	National Capital Region (NCR)	53	2017	NCR, OCD		
	Cordillera Autonomous Region (CAR)	94	2017	CAR, OCD		
	Region I	45	2015	Region I, OCD		
	Region II	100	2015	Region II, OCD		
	Region III	59	2015	Region III, OCD		
	Region IV-A	100	2016	Region IV-A, OCD		
	Region IV-B	82	2017	Region IV-B, OCD		
	Region V					
	Region VI	25	2015	Region VI, OCD		
	Region VII	almost all	2015	Region VII, OCD		
	Region VIII	100	2015	Region VIII, OCD		
	Region IX	100	2016	Region IX, OCD		
	Region X	100	2015	Region X, OCD		
	Region XI	100	2016	Region XI, OCD		
	Region XII	100	2016	Region XII, OCD		
	Caraga	74	2016	Caraga, OCD		
	ARMM	100	2016	ARMM, OCD		
target 1.a	Ensure significant mobilization of resources from a variety of sources, including through enhanced development cooperation, in order to provide adequate and predictable means for developing countries, in particular least developed countries, to implement programmes and policies to end poverty in all its dimensions					
1.a.1.p1	Proportion of national budget for direct poverty reduction program to the national budget <sup>2/ 3/</sup>	2.9	2016	General Appropriations Act, DBM DSWD*		
1.a.2	Proportion of total government spending on essential services					
1.a.3	Sum of total grants and non-debt-creating inflows directly allocated to poverty reduction programmes as a proportion of GDP					
The SDG Watch is compiled by the Philippine Statistics Authority as the official repository of SDG indicators in the Philippines per PSA Board Resolution No. 09 Series of 2017. More statistical information on the Philippine MDGs can be accessed at <a href="http://psa.gov.ph/sdg">http://psa.gov.ph/sdg</a> .						

**NOTES:**

- \* Special computation made by the PSA Technical Staff
- \*\* 1 if the country satisfies the requirement of the indicator, 0 otherwise
- 1/ Number of deaths, missing persons and directly affected persons attributed to disaster is not on per 100,000 population
- 2/ The budget is limited to Conditional Cash Transfer
- 3/ Refers to budget only and not on expenditure

**ACRONYMS:**

<b>APIS</b>	Annual Poverty Indicators Survey
<b>DBM</b>	Department of Budget and Management
<b>DepEd</b>	Department of Education
<b>DSWD</b>	Department of Social Welfare and Development
<b>EBEIS</b>	Enhanced Basic Education Information System
<b>FIES</b>	Family Income and Expenditure Survey
<b>LFS</b>	Labor Force Survey
<b>NDHS</b>	National Demographic and Health Survey
<b>NDRRMC</b>	National Disaster and Risk Reduction Management Council
<b>PSA</b>	Philippine Statistics Authority