



- NOTES:
- 1/ - Source: 2015 Census of Population: National, Regional and Provincial Population
 - 2/ - Based on Civil Registration. Not adjusted for underregistration.
 - 3/ - Based on currently married women aged 15-49 years.
 - 4/ - Basic reading and writing skills.
 - 5/ - Basic reading, writing and computational skills.
 - 6/ - Estimates are preliminary and may change. Figures were estimated using 2000 Census-based Population Projections.
 - 7/ - Source: Survey on Overseas Filipinos.
 - 8/ - Based on Household Population.
 - 9/ - Based on Actual Population.
 - 10/ - Based on Census of Philippine Business and Industry.
 - 11/ - Based on Population Growth Rate 2000-2010.
 - 12/ - Based on Population Growth Rate 2010-2015.
 - 13/ - Place of occurrence.
 - a - 2000 Census-Based National, Regional and Provincial Projection
 - R - Revised
 - P - Preliminary
 - F - Final
 - 0* - Quantity less than 0.5 tons
 - .. - Data not available
 - S - Data suppressed
- CPBI - Census of Philippine Business and Industry
 CPH - Census of Population and Housing
 FHS - Family Health Survey
 FLEMMS - Functional Literacy, Education and Mass Media Survey
 NDHS - National Demographic and Health Survey
 SOF - Survey on Overseas Filipinos
 POPCEN - Census of Population
 VSR - Vital Statistics Report
 n.a. - not yet available


CRISTETA M. RETOMA
 OIC-Chief Statistical Specialist

For more information, visit or call

Philippine Statistics Authority
Cagayan Provincial Office
 Juliana Square, Rizal St. Centro 10, Tuguegarao City
 Telephone: (078)844-1504
 email address: cagayan@psa.gov.ph
 fb: Philippine Statistics Authority Cagayan Office






QUICKSTAT

(Monthly Update of Most Requested Statistics)

CAGAYAN

As of December 2024

Reference No. 2025R0215-QS01



INDICATOR	REFERENCE PERIOD		
PRICE INDICES	December 2024	November 2024	December 2023
Consumer Price Index (2012=100)	133.1	131.1	125.9
Inflation rate	5.7	4.5	3.5
Purchasing power of the peso	0.75	0.76	0.79
CONSTRUCTION (Floor area in square meters; value in ₱1,000)	October 2024 ^P	September 2024 ^F	October 2023 ^F
Total (number)	330	462	160
Total floor area (sq.m.)	40,063	59,596	21,168
Value (1,000)	438,224	722,712	268,555
Residential (number)	273	364	133
Total floor area	31,459	39,604	11,320
Value	347,362	420,112	120,734
Non-residential (number)	54	89	27
Total floor area	8,604	19,992	9,848
Value (1,000)	88,821	273,467	147,821
CROPS STATISTICS (Source: Crops Statistics of the Philippines)	4 th Quarter 2024 ^P	3 rd Quarter 2024 ^F	4 th Quarter 2023 ^F
Palay (Source: Palay Production Survey)			
Production (In Metric Tons)	348,787.00	144,075.00	346,599.50
Area Harvested (In Hectares)	85,825.00	31,405.00	85,621.00
Productivity (In MT/Ha)	4.06	4.59	4.05
Corn (Source: Corn Production Survey)			
Production (In Metric Tons)	85,482.00	204,196.00	87,585.00
Area Harvested (In Hectares)	20,641.00	44,327	22,313.00
Productivity (In MT/Ha)	4.14	4.61	3.93
Fisheries (Production In Metric Tons) (Source: Fisheries Production Survey)			
Commercial	n.a	548.14	241.34
Municipal – Marine	n.a	3,946.51	2,471.31
Inland	n.a	1,403.23	1,124.30
Aquaculture	n.a	2,617.06	1,101.55