

## What's Inside...

	PAGE
Cagayan Valley's Employment Rate in October 2023 is Estimated at 96.3 Percent	1
Cagayan Valley Region's Inflation Rate for the Last Quarter of 2023 Decreases	2
Total Palay Production in Cagayan Valley Increase in 2023	3
Cagayan Valley Registers 0.1 Percent Increase in Corn Production in 2023	4
Livestock Situationer	5
Poultry Situationer	6
Building Constructions Dropped in the Last Quarter of 2023	7
<b>STORIES</b>	
PSA-RSSO II Holds 'Appreciation Ceremony' for its Stakeholders	11
RSC2 Bags 2nd Best RSC Award for 2023 during the 8th RSC Summit	12
RSSO II Conducts 2021 ASPBI Regional Data Dissemination Forum	12
PSA-RSSO II Kicks-off and Culminates the 34th NSM with a Bang	13
PSA-RSSO II Conducts Press Conference on Inflation and Employment	15

## Cagayan Valley's Employment Rate in October 2023 is Estimated at 96.3 Percent

*About 64.1 percent of the population 15 years old and over were in the labor force*

The number of persons who were in the labor force was more than 2.5 million population aged 15 years old and over in the region for October 2023. This translates to a Labor Force Participation Rate (LFPR) of 64.1 or 641 in every 1000 population who were either employed or unemployed in October 2023, higher than the LFPR of the previous quarter (July 2023) and lower than the same period last year (October 2022) which is 61.3 and 64.8, respectively.

### *Employment rate registered at 96.3 percent*

Employment rate in the Cagayan Valley Region in October 2023 was estimated at 96.3 (96.26) percent, translating to about 1.55 million employed. This was

**Table A. Results of the October 2023 Labor Force Survey: Cagayan Valley**

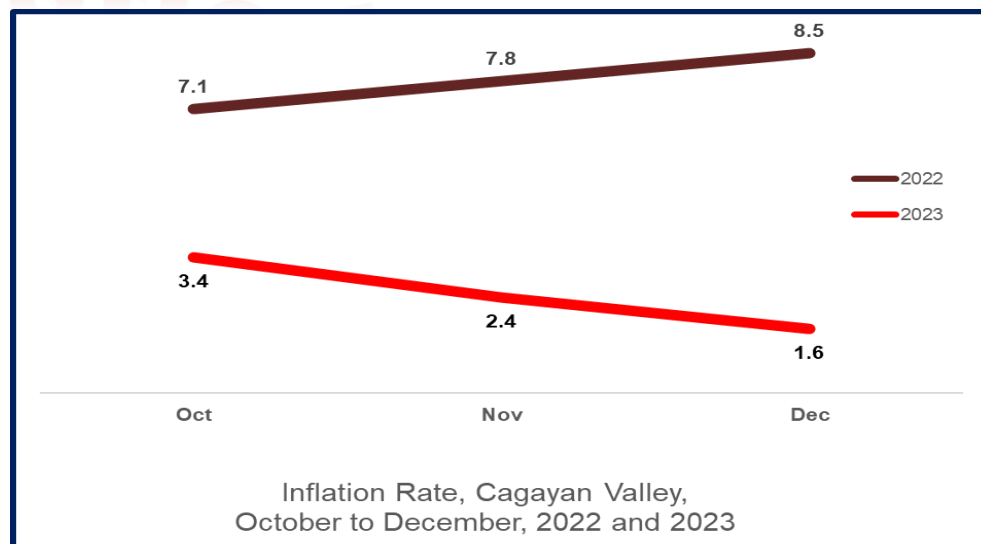
Region II - Cagayan Valley	October 2022 <sup>f</sup>	July 2023 <sup>p</sup>	October 2023 <sup>p</sup>
Total Population 15 Years Old and Over	2,512	2,566	2,517
Labor Force Participation Rate (%)	64.8	61.3	64.1
Employment Rate (%)	96.3	96.7	96.3
Underemployment Rate (%)	15.9	23.7	12.8
Unemployment Rate (%)	3.7	3.3	3.7

Notes:  
<sup>f</sup> Estimates are final.  
<sup>p</sup> Estimates are preliminary and may change.

# Inflation

## Cagayan Valley Region's Inflation Rate for the Last Quarter of 2023 Decreases

Cagayan Valley Region's inflation rate decreased further to 1.6 percent in December 2023, from 3.4 percent in October 2023. Moreover, inflation in November 2023 was higher at 0.8 percentage points compared to that of December of the same quarter. The average inflation for this quarter stood at 2.5 percent.



## Inflation Rate by Area, Cagayan Valley, October to December 2023

AREA	October 2023	November 2023	December 2023
PHILIPPINES	4.9	4.1	3.9
Region II (Cagayan Valley)	3.4	2.4	1.6
Batanes	4.6	4.2	4.7
Cagayan	5.3	4.1	3.5
Isabela	1.8	0.8	-0.2
Nueva Vizcaya	3.6	2.4	1.4
Quirino	3.3	2.6	3.5

Source: Philippine Statistics Authority (PSA)

The region's Inflation was consistently lower than the average national inflation rate for the quarter. The decreasing trend of the region's inflation was attributed mainly to the decrease of the provinces' inflation particularly that of Cagayan, Isabela and Quirino.

The contributors in the downtrend of inflation in the region during this quarter were Food and Non-Alcoholic Beverages; Alcohol Beverages and Tobacco; Clothing and Footwear; Housing, Water, Electricity, Gas and Other Fuels; and Health.

- MJDSAgbayani

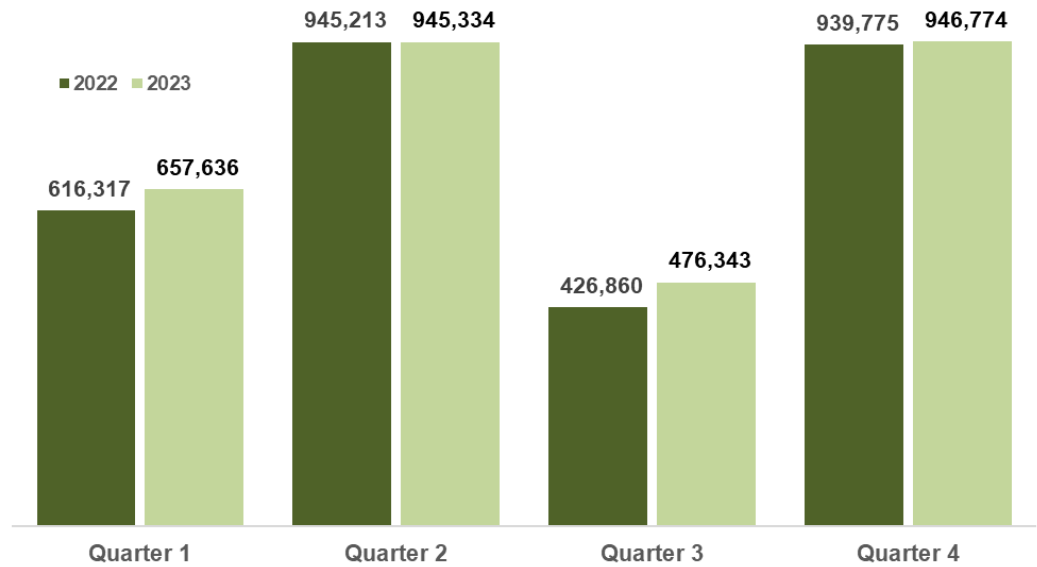
## Total Palay Production in Cagayan Valley Increase in 2023

In 2023, palay production in the Cagayan Valley Region increased to 3.3 percent, from 2,928,166 metric tons of the previous year. Notably, an increase in the volume of production was noted in all quarters of 2023.

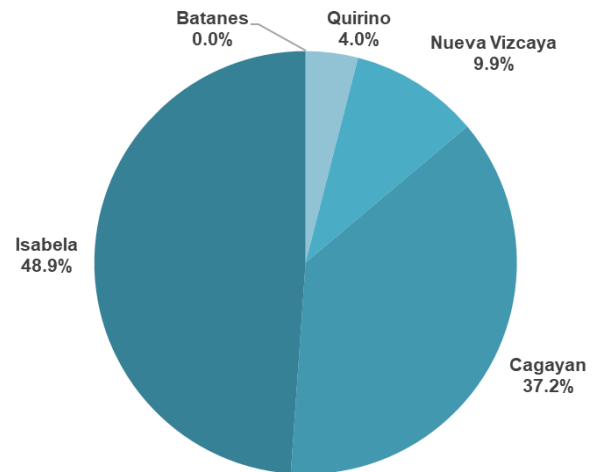
Across ecosystem, irrigated palay contributed about 90.9 percent to the total palay production of the region.

Across provinces, Isabela accounted for about one-half of the region's total palay production during the year in review followed by Cagayan with 37.2 percent, Nueva Vizcaya with 9.9 percent and Quirino with 4.0 percent. Batanes had the smallest share at 0.003 percent.

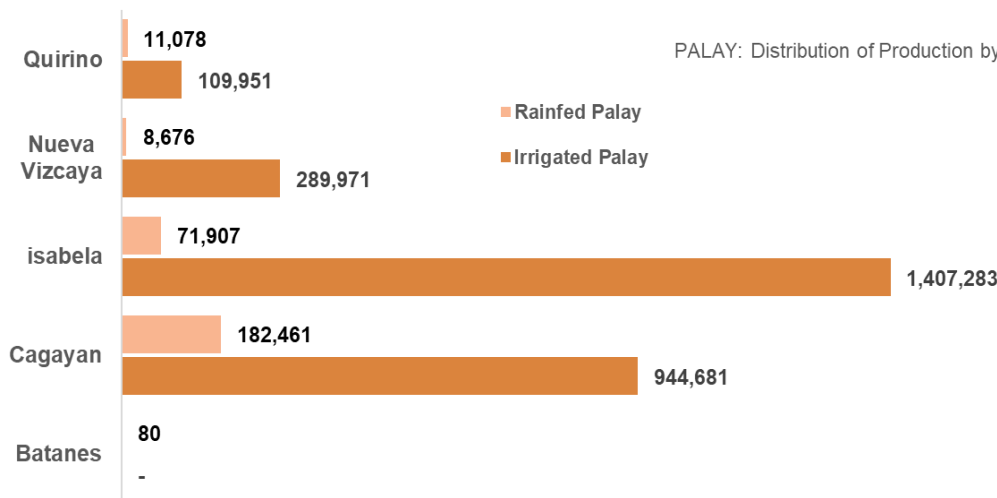
Of the total volume of production on irrigated palay, 51.1 percent was contributed by the province of Isabela. Additionally, about 34.3 percent came from Cagayan while the



PALAY: Volume of Production (in metric tons) by Quarter, Cagayan Valley, 2022 and 2023



PALAY: Distribution of Production by Province, Cagayan Valley, 2023



PALAY: Volume of Production (in metric tons) by Ecosystem and by Province, Cagayan Valley, 2022 and 2023

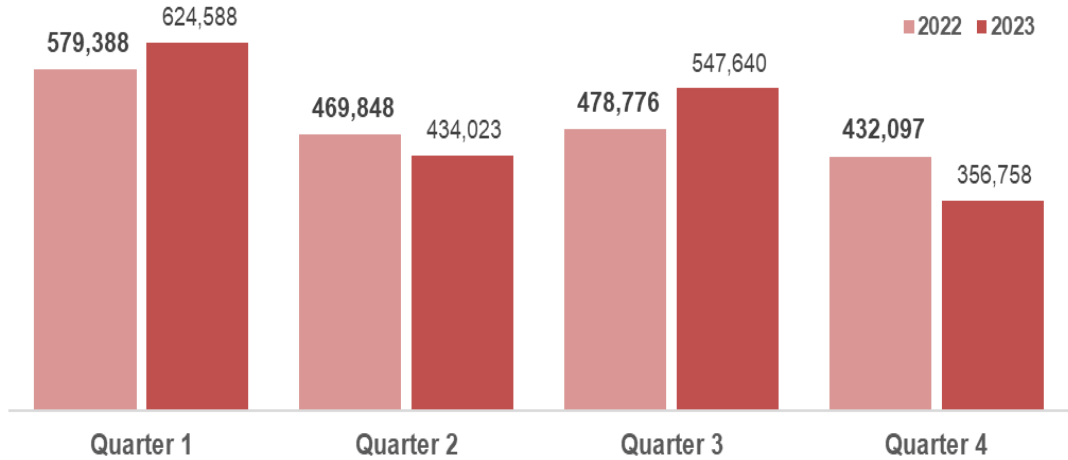
remaining 14.5 percent was shared by Nueva Vizcaya and Quirino at 10.5 percent and 4.0 percent, respectively.

Meanwhile, Cagayan contributed more than two-thirds to the total rainfed palay production of the region.

- MJDSAgbayani

## Cagayan Valley Registers 0.1 Percent Increase in Corn Production in 2023

Cagayan Valley's corn production increased in 2023 to 0.1 percent, from 1,960,108 metric tons of the same period of last year.

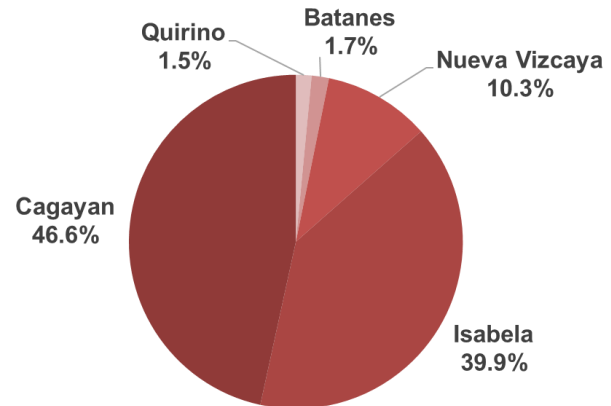


CORN: Volume of Production (in metric tons) by Quarter, Cagayan Valley, 2022 and 2023

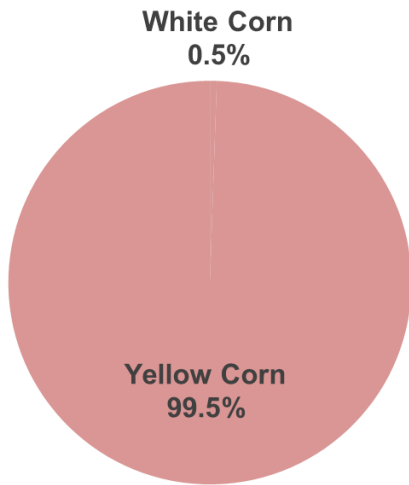
Batanes, with 0.02 percent contribution to the overall corn production of the region,

registered the highest percentage increase among the provinces of Cagayan Valley. On the contrary, production of Isabela decreased during the year but remains to be the highest contributor to the corn production of the valley.

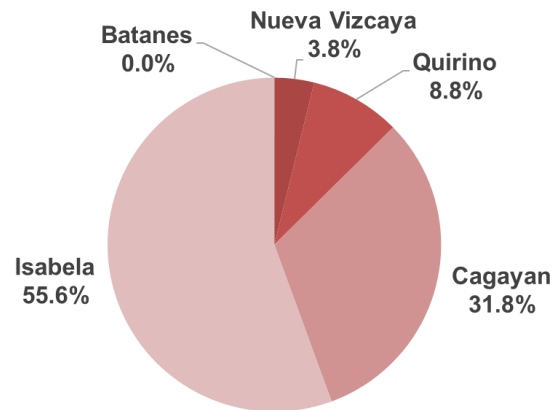
Across croptypes, yellow corn accounted about 99.5 percent of the total corn production. All provinces, except Batanes and Cagayan registered an increase in white corn and yellow corn production, respectively. The province of Quirino recorded the highest decrease in white corn production during the year at 80.8 percent while Nueva Vizcaya noted a decline of 5.1 percent in yellow corn production.



WHITE CORN: Distribution of Production by Province, Cagayan Valley, 2023



CORN: Distribution of Production by Croptype, Cagayan Valley, 2023



YELLOW CORN: Distribution of Production by Province, Cagayan Valley, 2023

- MJDSAgbayani

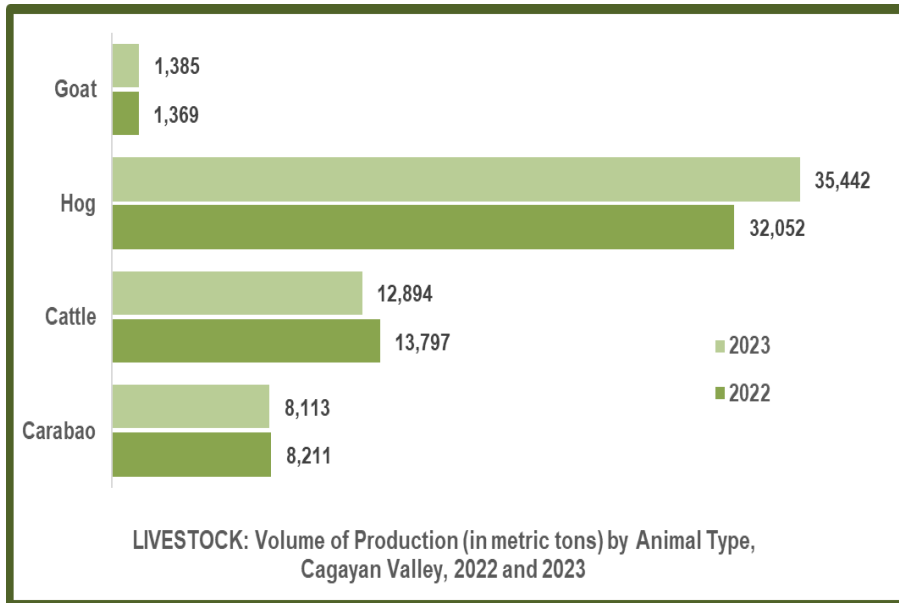
# Livestock

S  
I  
T  
U  
A  
T  
I  
O  
N  
E  
R

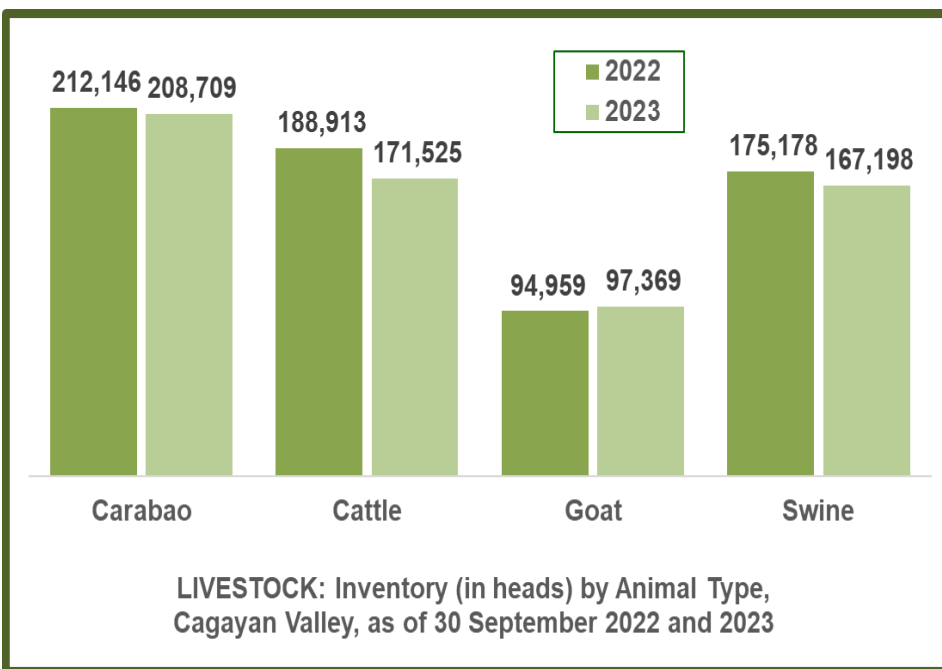
The total livestock production of the Cagayan Valley Region improved in 2023 as it posted an increase of 4.3 percent from its previous year's output of 55,429 metric tons, liveweight.

During the year, volume of Hog and Goat production increased at 10.6 percent and 1.2 percent, respectively which contributed to the increase in the volume of production of livestock.

Contrary to this, volume of production of cattle and carabao declined.



As of 30 September 2023, inventory of Carabao commodity posted the highest population from among the livestock commodities. This was followed by cattle with 171,525 heads, swine with 167,198 heads and goat with 97,369 heads.



Moreover, inventory of cattle, swine and carabao declined during the period in review at 9.2 percent, 4.6 percent and 1.6 percent, respectively.

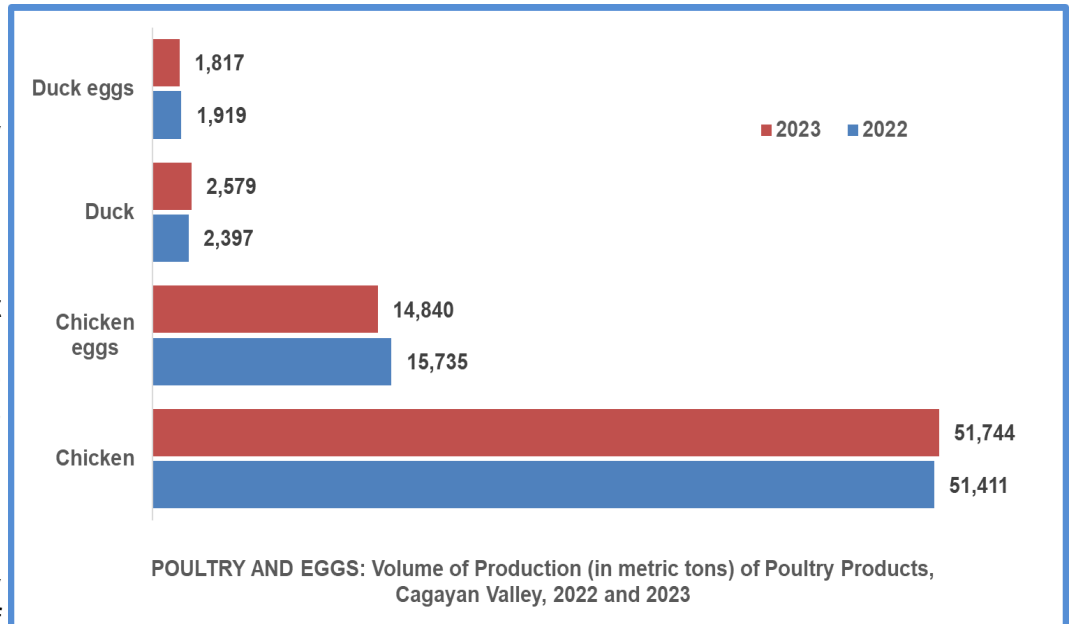
Meanwhile, number of heads of goat increased by 2.5 percent from 94,959 in 2022.

- Juby C. Bacuyag

# Poultry

S  
I  
T  
U  
A  
T  
I  
O  
N  
E  
R

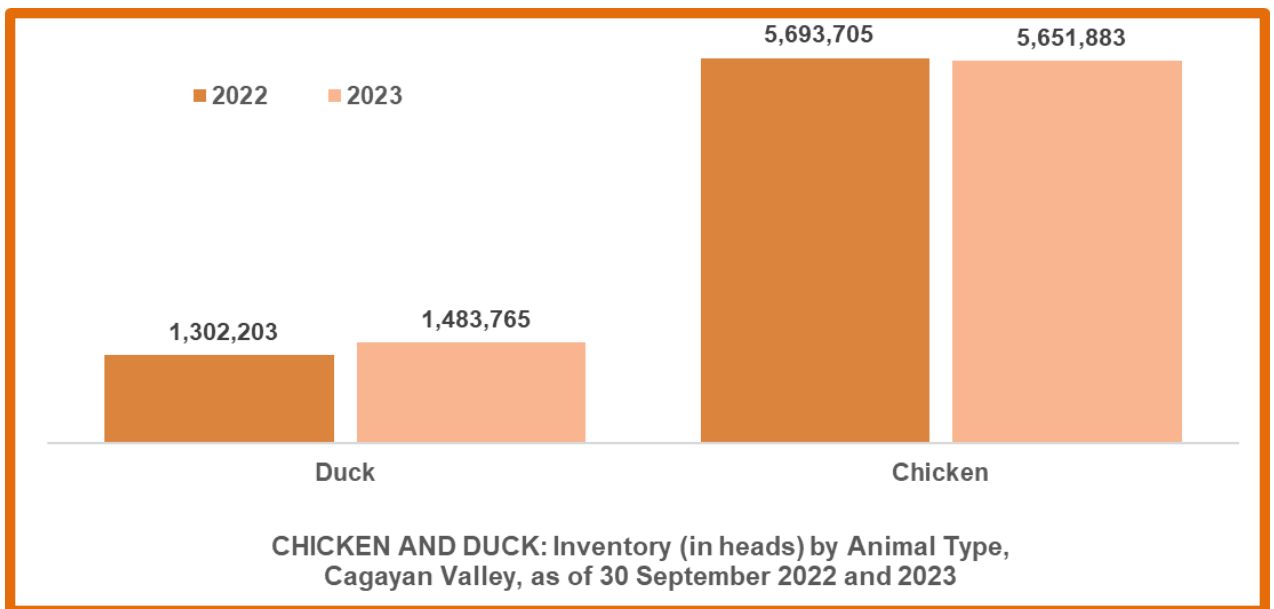
Cagayan Valley Region's total poultry production in 2023 was 70,981 metric tons, -0.7 percent lower than the 71,463 metric tons output in 2022.



The decline in poultry production of

the region is attributed to the decrease in the volume of production of eggs, both chicken and duck. Meanwhile, chicken and duck improved during the year..

In terms of inventory, duck registered an increase of 13.9 percent in the number of heads compared to the inventory captured in 2022 (as of 30 September). Meanwhile, chicken declined by 0.7 percent.



- JCBacuyag

## Building Constructions Dropped in the Last Quarter of 2023

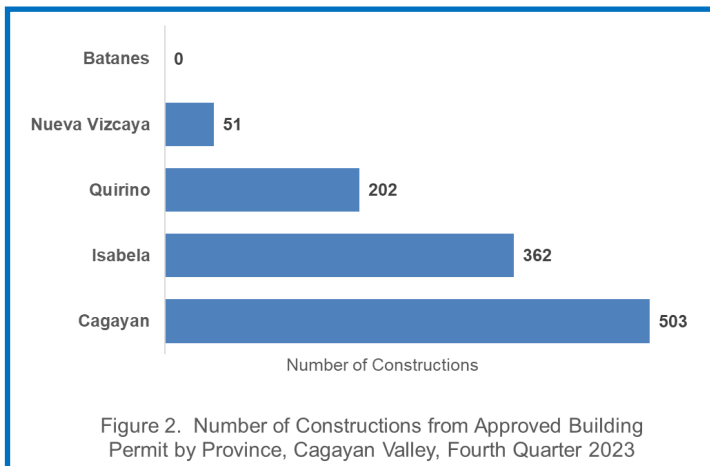
Cagayan Valley's total number of constructions in the fourth quarter of 2023 was recorded at 1,118, 25.8 percent decrease from the 1,507 constructions recorded in the same quarter of 2022. Moreover, the total value of constructions in the region dropped 77.2 percent, from Php 1.8 billion to Php 1.5 billion.

Cagayan Province had the most constructions in the last quarter of 2023, with 689, accounting to 67.0 percent of total constructions in the region.

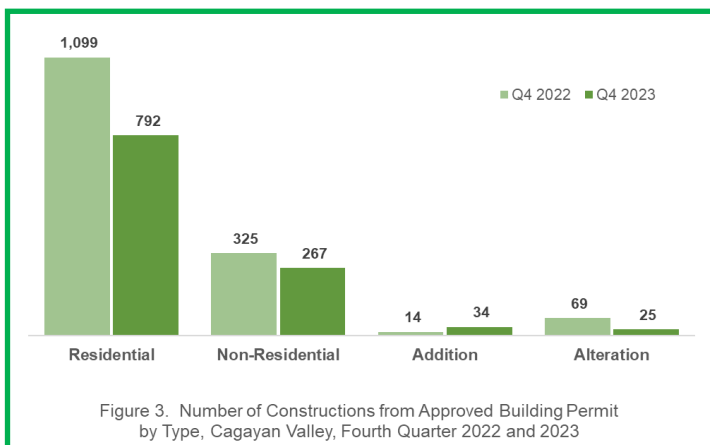
Residential construction had the highest number among the different types during the fourth quarter of 2023; which accounts to 792 constructions, or 70.8 percent of all constructions.

Table 1. Summary of Construction Statistics from Approved Building Permits, Cagayan Valley: Fourth Quarter 2022 and 2023

Particulars	Q4 2022	Q4 2023	Change (%)
<b>Total</b>			
<i>Number</i>	1,507	1,118	-25.8
<i>Floor Area (sq.m.)</i>	517,735	603,260	16.5
<i>Value (Php '000)</i>	6,755,255	3,091,306	-54.2
<b>Residential</b>			
<i>Number</i>	1,099	792	-27.9
<i>Floor Area (sq.m.)</i>	238,348	93,698	-60.7
<i>Value (Php '000)</i>	3,736,267	1,006,767	-73.1
<b>Non-residential</b>			
<i>Number</i>	325	267	-17.8
<i>Floor Area (sq.m.)</i>	277,601	504,448	81.7
<i>Value (Php '000)</i>	2,847,429	1,955,643	-31.3
<b>Addition</b>			
<i>Number</i>	14	34	142.9
<i>Floor Area (sq.m.)</i>	1,786	5,114	186.3
<i>Value (Php '000)</i>	13,574	41,695	207.2
<b>Alteration and Repair</b>			
<i>Number</i>	69	25	-63.8
<i>Value (Php '000)</i>	157,985	87,200	-44.8



From among the provinces of the region, Cagayan had the most constructions in the last quarter of 2023, with 503, accounting to 45.0 percent of the total constructions in the region.



All types of construction declined except for Addition which improved during the quarter in review at 142.9 percent from 14 constructions during the fourth quarter of 2022.

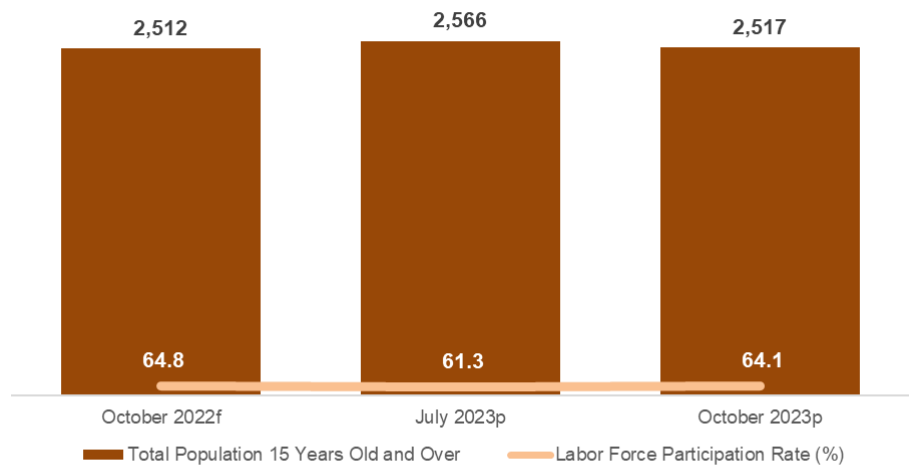


## Cagayan Valley's Employment Rate ... from page 1

lower compared to the reported employment rate at 96.3 (96.31) percent in October 2022 or a year-on-year decrease of about 0.01 million employed Filipinos from 1.57 million in October 2022.

### Unemployment rate is recorded at 3.7 percent

Of the total 2.52 million aged 15 years and over, 0.06 million were unemployed which translates to 3.7 percent in October 2023. Comparing the quarter in review's unemployment rate to same period of last year, it is higher by 1.3 percent. Likewise, the October 2023 rate was higher than that of the previous quarter's rate at 12.0 percent.

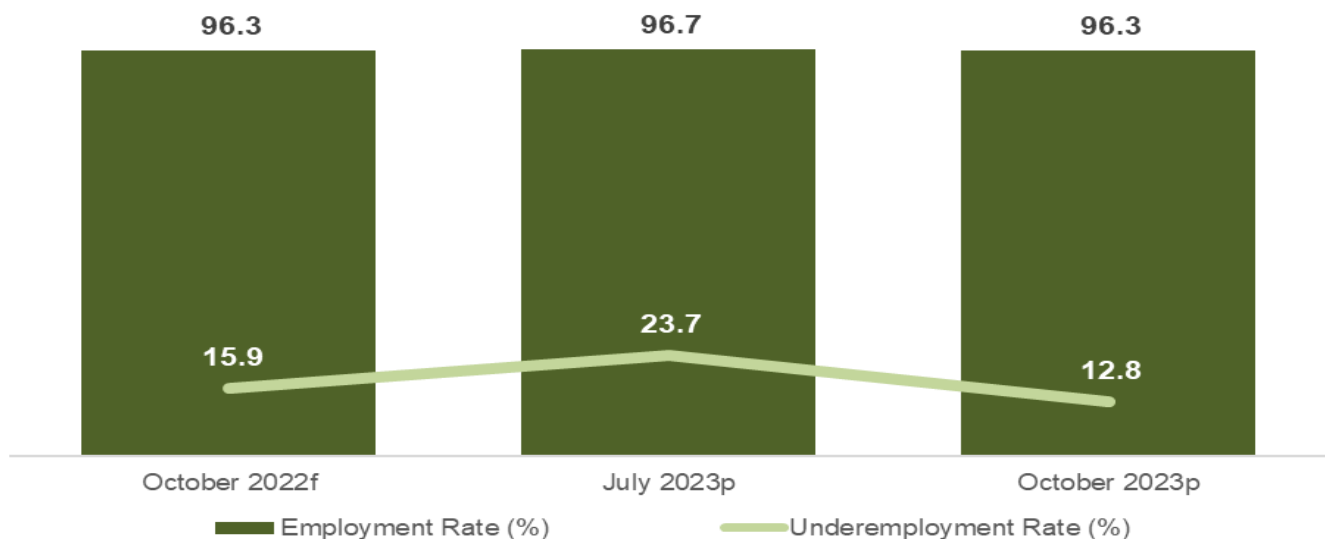


Total Population 15 Years and Over and Labor Force Participation Rate, Cagayan Valley, October 2022, July 2023, October 2023

### Underemployment rate registered at 12.8 percent

Underemployed persons or employed persons who expressed the desire to have additional hours of work in their present job or to have an additional job or to have a

new job with longer hours of work was reported at 0.20 million of the 1.55 million employed population, translating to an underemployment rate of 12.8 percent in October 2023. The underemployment rate reported in October last year was lower at 19.5 percent.

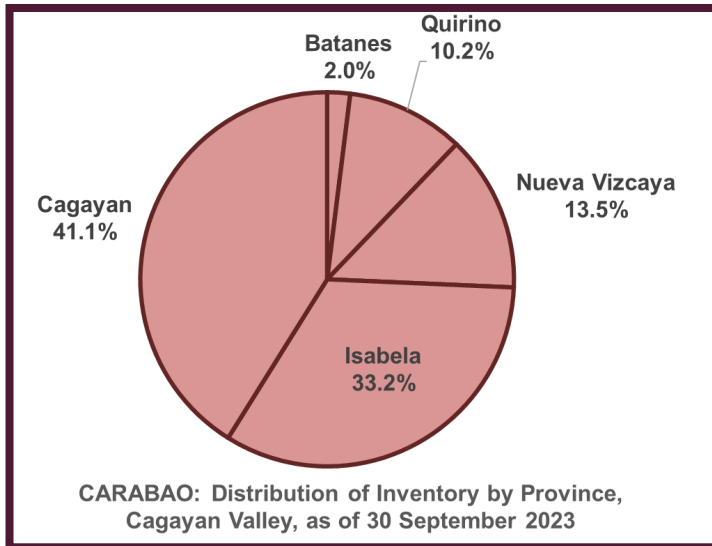


Labor Market Statistics  
Rates of Employment and Underemployment, Cagayan Valley, October 2022, July 2023, October 2023

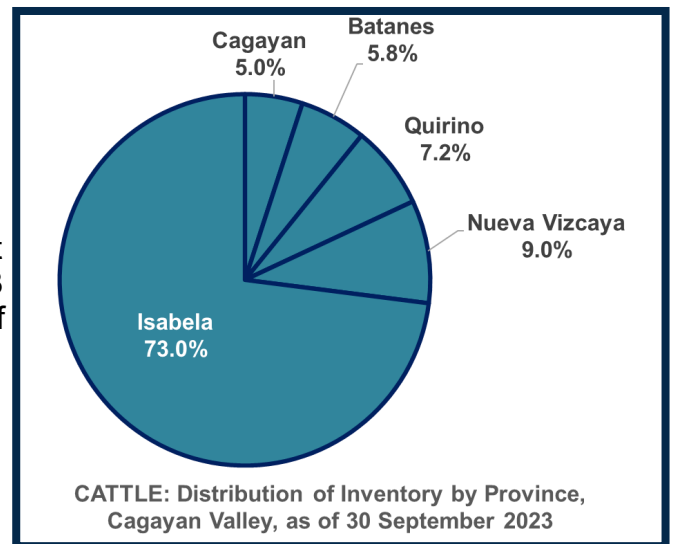
- MJDSAgbayani



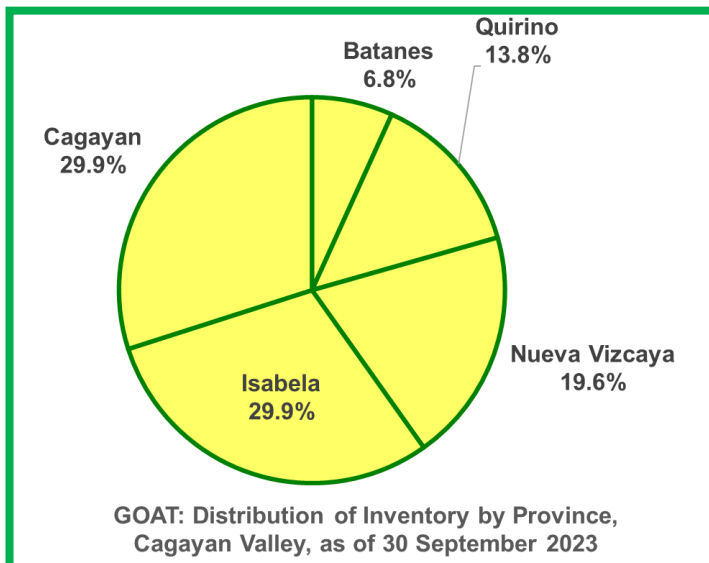
## Livestock Situationer ... from page 5



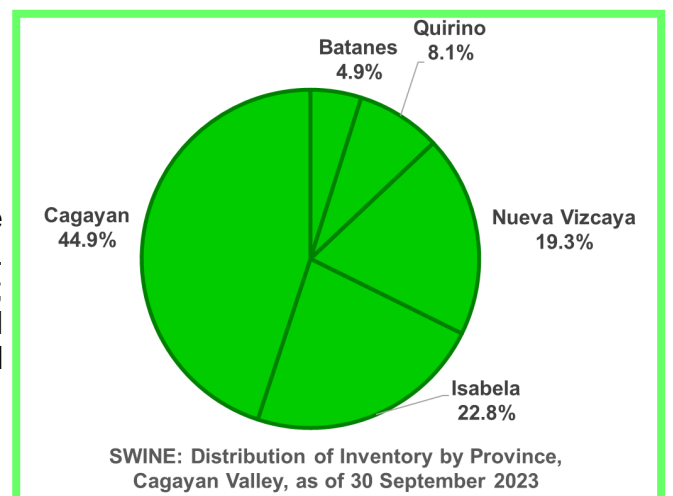
Over 40.0 percent of the total carabao inventory of the region is accounted to the province of Cagayan. This was followed by Isabela contributing almost 1/3 while the remaining percentage was contributed by the provinces of Nueva Vizcaya, Quirino at Batanes at 13.5 percent, 10.2 percent and 2.0 percent, respectively.



For cattle, the province of Isabela had the most number of head counts as of 30 September 2023 with almost three-fourths of the total inventory of the region.



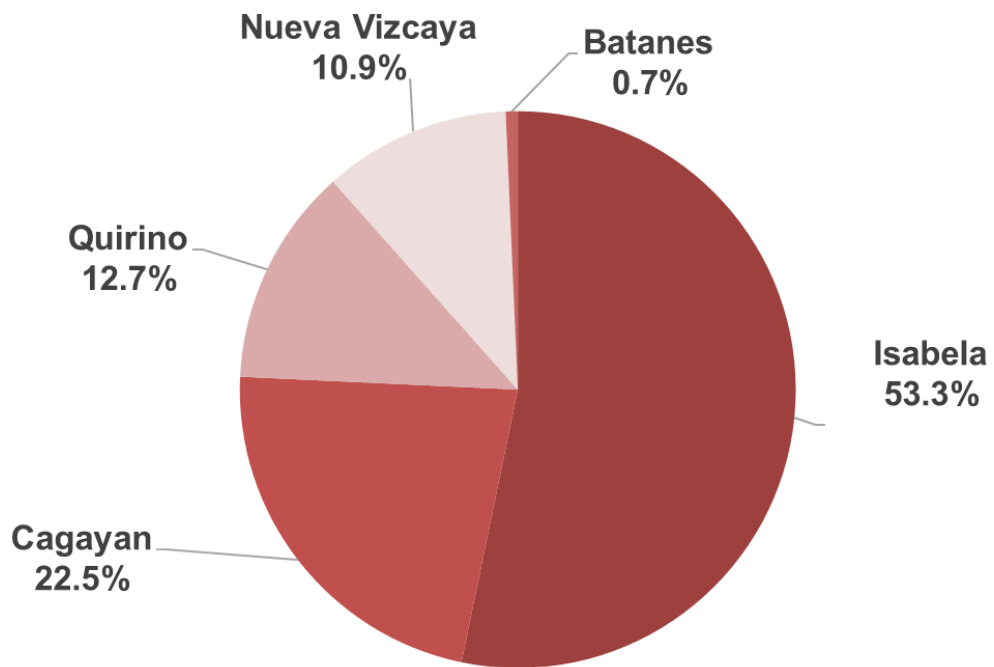
The province of Cagayan noted a share 29.9 (29.93) percent to the overall goat inventory of Cagayan Valley. Isabela followed contributing to 29.9 percent while the remaining 40.2 percent came from the provinces of Nueva Vizcaya, Quirino and Batanes.



For Swine, about 45.0 percent of the total swine inventory was noted in the province of Cagayan. Moreover, Isabela shared almost 25.0 percent; Nueva Vizcaya registered almost 1/5 of the total swine inventory; while Quirino and Batanes shared 8.1 percent and 4.9 percent, respectively.

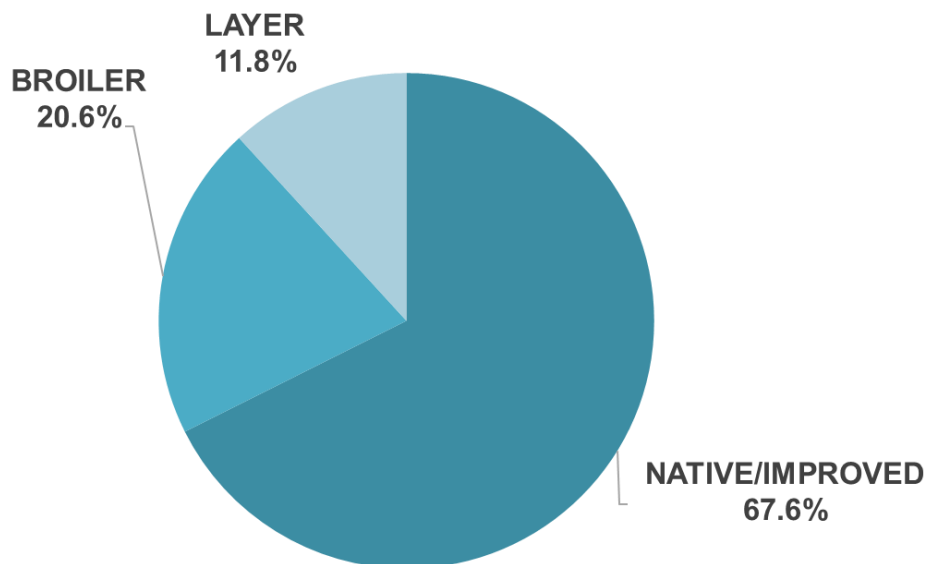
## Poultry Situationer ... from page 6

From among the provinces in the region, Isabela contributed over 50.0 percent to the total chicken inventory, followed by Cagayan with 22.5 percent share. Additionally, Quirino noted over 1/8 of the region's total inventory while the remaining 11.6 percent was shared by Nueva Vizcaya and Batanes.



**CHICKEN: Distribution of Inventory by Province, Cagayan Valley, as of 30 September 2023**

Of the total chicken inventory, Native/Improved had the highest percentage share at 67.6 percent. This was followed by Broiler at 20.6 percent and Layer with a share of 11.8 percent.



**CHICKEN: Distribution of Inventory by Type, Cagayan Valley, as of 30 September 2023**

## PSA-RSSO II Holds 'Appreciation Ceremony' for its Stakeholders

As part of the Philippine Statistics Authority's (PSA) 10<sup>th</sup> year anniversary celebration, the Regional Statistical Services Office II (RSSO II) successfully conducted its 'Outstanding PSA Stakeholders' Appreciation Ceremony'.



PSA Officials together with PSA-RSSO II's Most Outstanding Stakeholders and Finalists

The event served as a heartfelt gesture to express the agency's deep appreciation and gratitude to its partners and stakeholders. The activity was held on 13 October 2023 at Tuguegarao City, Cagayan.

The ceremony recognized outstanding organizations in several categories:

Outstanding Respondent : Mines and Geosciences Bureau

Outstanding Partner in Statistical Planning, Policy, and Coordination:  
 Commission on Population and Development Region 02  
 (Regional Line Agency Category);  
 Cagayan State University (Higher Education Institution Category);  
 Philippine Chamber and Commerce Inc. (Private Sector Category)

Outstanding Partner in Statistical Advocacy Activities:  
 Commission on Population and Development Region 02  
 (Regional Line Agency Category)  
 Isabela State University (Higher Education Institution Category);  
 Philippine Chamber and Commerce Inc. (Private Sector Category).

Outstanding Media Advocate for PSA Activities, Products and Services:  
 RBC Cable Master System (TV Network);  
 DWPE Radyo Pilipinas (Radyo Network);  
 The Norther Forum (Print Media).

Special awards were also given to the National Economic and Development Authority Region 02 (NEDA R02) and the Philippine Information Agency Region 02 (PIA R02).

- Catherine D. Lumelay

## RSC2 Bags 2nd Best RSC Award for 2023 during the 8th RSC Summit

The Regional Statistics Committee Region 2 (RSC2) bagged the 2<sup>nd</sup> Best RSC Award for 2023 in the recently concluded 8<sup>th</sup> RSC Summit,

held on 06 October 2023 in Manila.

The award is a recognition of the committee's outstanding commitment and exemplary dedication in serving as a policymaking body on regional statistical matters and a forum for resolving statistical issues at the local level. The period covered for the award is from the 3<sup>rd</sup> quarter of 2022 to the 2<sup>nd</sup> quarter of 2023.

the vital role of RSC as the highest policymaking body on statistical issues at the local level.



- Pepito, 2023



PSA Board and RSC2 Officials post for a photo during the awarding of plaques of recognition during the 8<sup>th</sup> RSC Summit .

The RSC Summit is an annual event that recognizes

## RSSO II Conducts 2021 ASPBI Regional Data Dissemination Forum



PSA-RSSO II conducted the 2021 Annual Survey of the Philippine Business and Industry (ASPBI) Regional Data Dissemination Forum on 23 November 2023 at Tuguegarao City, Cagayan and live streamed on PSA Cagayan Valley-Region 2 Facebook page. It

was participated by representatives from partner Print and Broadcast Media, selected Regional Line Agencies (RLAs), Provincial Statistical Offices (PSOs), and sample establishment awardees.

The report on the final results of the 2021 ASPBI of Cagayan Valley was delivered by Engr. Girmo M. Bayucan, Chief Statistical Specialist (CSS) and Officer-in-Charge (OIC) of PSA-RSSO II, and Mr. Ernesto M. de Peralta, Jr., Supervising Statistical Specialist (SSS) and OIC of Statistical Operations and Coordination Division (SOCD).



Thereafter, Mr. Winston T. Singun, Assistant Regional Director of the Department of Trade and Industry- Region 02 (DTI RO2), gave his insights into the presented results.

An open forum and recognition of sample establishment awardees from the five provinces of the region followed after the presentations.



Some of the awardees.

The press conference was formally ended by Engr. Rose Q. Pacay, Chief Administrative Officer (CAO) of PSA-RSSO II.

- Puruel, 2023



## PSA-RSSO II Kicks-off and Culminates the 34th NSM with a Bang

### KICK-OFF

In accordance with Presidential Proclamation No. 647, "Declaring the Month of October of Every Year as the National Statistics Month", PSA-RSSO II marked the commencement of its regionwide month-long celebration with the 34<sup>th</sup> NSM Opening Ceremony: Motorcade and Statistical Exhibit on 03 October 2023 at Cagayan Provincial Learning and Resource Center (CPLRC).

The celebration underscored the importance of data and statistics in enhancing health outcomes to accelerate the nation's socioeconomic development with the use of quality health and health-related statistics, with the theme – "*Accelerating Progress: Promoting Data and Statistics for Healthy Philippines*".

The opening of the Statistical Exhibit was led by Regional Director Dionisio C. Ledres, Jr. of the National Economic and Development Authority Region 02 (NEDA RO2) and Dr. Rebecca C. Battung, Officer-in-Charge of the Provincial Health Office - Province of Cagayan (PHO Cagayan), alongside PSA - RSSO II officials. The two distinguished guests also served as resource speakers during the opening program.

The exhibit showcased the statistical products of PSA, and features the information, education, and communication (IEC) materials from the agency's partners for health-related data: the Department of Health Cagayan Valley Center for Health Development (DOH-CVCHD), and the Commission on Population and Development Region 2 (CPD RO2).

Various RLAs, Local Government Units (LGUs), Academic Institutions, and Private Sectors attended the said activities.



From top: (1) Motorcade; (2) Opening of the Statistical Exhibit led by RD Ledres and Dr. Battung; (3) Resource Speakers with PSA-RSSO II officials, and participants during the regionwide 34<sup>th</sup> NSM Opening Ceremony.

- Marzan, 2023

*continued on page 14*

**CLOSING CEREMONY**

PSA-RSSO II successfully concluded the celebration of the 34<sup>th</sup> National Statistics Month (NSM) with the Bangko Sentral ng Pilipinas (BSP) Tuguegarao Branch as host. The culminating activity was conducted on 26 October 2023 at the University of Saint Louis Tuguegarao (USLT), Tuguegarao City, Cagayan.



*Participants of the 34<sup>th</sup> NSM Culminating Activity.*

The culminating activity was highlighted by competitions to further promote awareness on the significance of statistics across the region, to wit:

**Spoken Word Poetry Contest**

- Champion* :  
Jasmine M. Andres  
– St. Paul University  
Philippines
- 2<sup>nd</sup> Place* :  
Riza Mae M. Narag  
– Cagayan National High  
School
- 3<sup>rd</sup> Place* :  
Jerome Christian P.  
Balcita  
– Saint Mary’s University

**Essay Writing Contest**

- Champion* :  
Sid Jaydee P. Granil  
– University of Saint Louis  
Tuguegarao
- 2<sup>nd</sup> Place* :  
Vish Gwyneth N. Basilio  
– St. Paul University  
Philippines

- 3<sup>rd</sup> Place* :  
Queia Kryshn Myi Dela  
Cruz  
– Cagayan National High  
School

**Digital Poster Making Contest**

- Champion* :  
Lester Dann G. Lopez  
– Nueva Vizcaya State  
University
- 2<sup>nd</sup> Place* :  
Leslie Gwynne M. Lunag  
– Nueva Vizcaya State  
University
- 3<sup>rd</sup> Place* :  
May A. Cabacungan  
– Nueva Vizcaya State  
University

**Infographics Making Contest**

- Champion* :  
Jolina V. Pelevello  
– CPD RO2
- Karen T. Cunanan  
– PSO Cagayan
- Cristelle Joy B. Datul  
– DA RFO2

- Daryll Jayson P. Zaide  
– PPDO Isabela
- 2<sup>nd</sup> Place*:  
Charmae B. Brutas,  
– CHED RO2
- Antonette P. Olea  
– CSU
- Sunshine Dakumos  
– CSC RO2
- Marisa C. Carag  
– TESDA RO2
- 3<sup>rd</sup> Place* :  
Rico G. Caronan  
– BSP Tuguegarao  
Branch
- Shirley Ibañez  
– DENR RO2
- Concepcion Macarubbo  
– DOH RO2
- Jennifer Bangi - USLT

Informative lectures on Financial Literacy were also delivered during the event.

The audience comprised OF participants from different schools, and members of the RSC.



# PSA-RSSO II Conducts Press Conference on Inflation and Employment

## October 2023 Cagayan Valley Inflation Rate

PSA-RSSO II, headed by Engr. Bayucan, conducted a Press Conference on the October 2023 Cagayan Valley Inflation Rate on 10 November 2023 at PSA-RSSO II Conference Hall, Regional Government Center (RGC), Carig Sur, Tuguegarao City, Cagayan.



Group photo of OIC Bayucan together with the Resource Persons and the media.

The report on inflation for October 2023, with 3.4 inflation rate, is the lowest among all regions in the country. The report includes the headline inflation rate for all income commodity groups that mainly contribute to the respective inflation rates.



Resource persons sharing their insights in response to questions from the media.

## October 2023 Cagayan Valley Inflation Rate

Resource persons who provided valuable insights during the open forum included Ms. Ma. Gloria L. Daluddung, Supervising Economic Development Specialist from NEDA RO2; Mr. Arjie Baquiran and Ms. Barby Balcita from the Department of Agriculture Regional Field Office 02 (DA-RFO2), and Ms. Joan Carian, Trade Industry Development Specialist from DTI RO2.

Notable participants included representatives from RLAs and members of the media.

Moreover, another Press Conference on the July 2023 Employment back-to-back with November 2023 Inflation was held on 11 December 2023 at PSA-RSSO II This conference was .

The activity commenced with a comprehensive presentation of the July 2023 Employment, highlighting the Labor Force Participation Rate, Employment Rate, Unemployment Rate and Underemployment Rate, as of July 2023. Afterwhich,

OIC Bayucan proceeded to the inflation report for the Cagayan Valley Region. The report on inflation for November 2023 in the region includes the headline inflation rate for all income commodity groups that mainly contributed to the decreased inflation rate.

Resource persons were: Mr. Glen Polo, OIC of the Price Statistics Division (PSD) of PSA Central Office; and Ms. Elaine Joy Battung, Senior Economic Development Specialist of NEDA RO2.

Media personalities from the province of Cagayan attended the said activity, which was also live streamed on PSA Cagayan Valley-Region 2 Facebook page.



Participants during the press conference held on 11 December 2023.

- CDLumelay



---

**”you can have data  
without  
information.”**

**but you cannot have  
information without  
data.”**

- Daniel Keys Moran

---

# **EDITORIAL STAFF**

*Adviser*

**Engr. GIRME M. BAYUCAN**  
Officer-in-Charge

*Editor-in-Chief*

**ERNESTO M. DE PERALTA, JR.**  
OIC-SOCD

*Editorial Staff*

**MA. JUVY S. AGBAYANI**

*Lay-out and Design*

**MA. JUVY S. AGBAYANI**

*Contributors*

**JUBY C. BACUYAG**  
**MA. JUVY S. AGBAYANI**  
**CATHERINE D. LUMELAY**  
**MARY JANE C. PEPITO**  
**SHIELA JOY C. PURUEL**  
**MICHELLE B. MARZAN**

*Circulation*

**CATHERINE D. LUMELAY**

---

## PHILIPPINE STATISTICS AUTHORITY REGIONAL STATISTICAL SERVICES OFFICE II (RSSO II)



Dalan na Pappabalo, Regional Government Center,  
Carig Sur, Tuguegarao City, Cagayan



[rso02.psa.gov.ph](http://rso02.psa.gov.ph)



PSACagayanValley



[psa\\_rso2@yahoo.com.ph](mailto:psa_rso2@yahoo.com.ph)



(078) 304-8366