

## INFLATION RATE FOR ALL INCOME HOUSEHOLDS MARCH 2024 (2018 Base Year)

The Consumer Price Index is an indicator on the change in the average retail prices of a fixed basket of goods and services commonly purchased by households relative to a base year.

**Inflation Rate** is the increase or decrease in the purchasing power of the peso. It is the change in the CPI over a specific period of time (usually a month or a year).

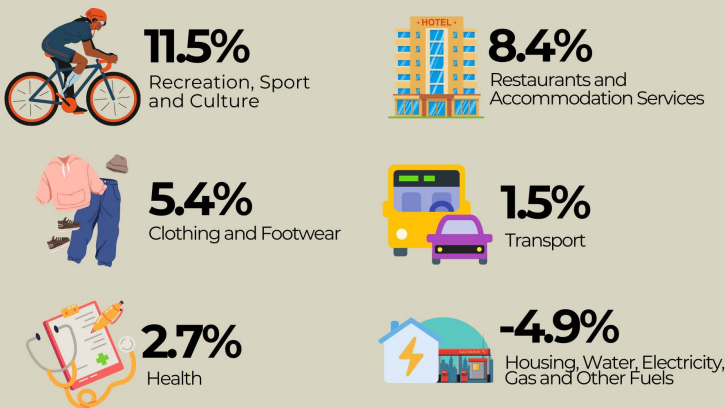


Note: increase relative to February 2024 inflation

### Main Driver in the Uptrend Overall Regional Inflation



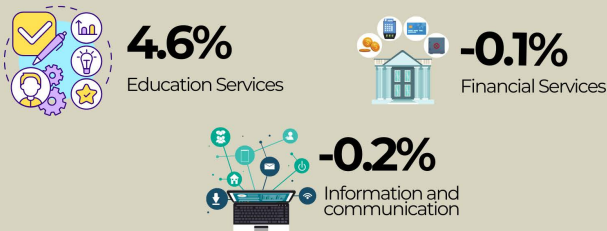
Higher Inflation rates were observed in the following commodity group during March 2024



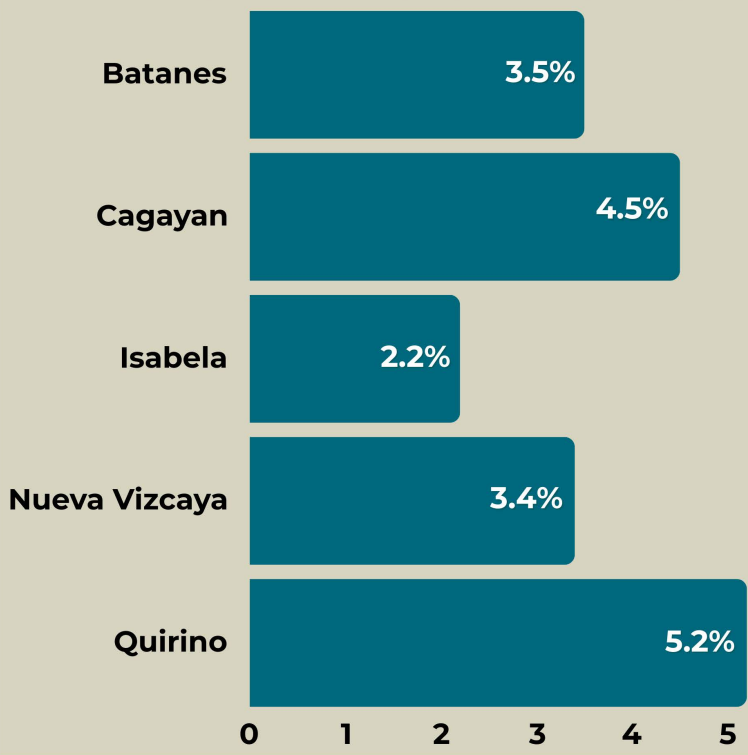
Lower annual growth rates were observed in the indices of the following commodity groups



The following commodity groups retained their respective previous month's annual rates



### INFLATION RATE ACROSS PROVINCE

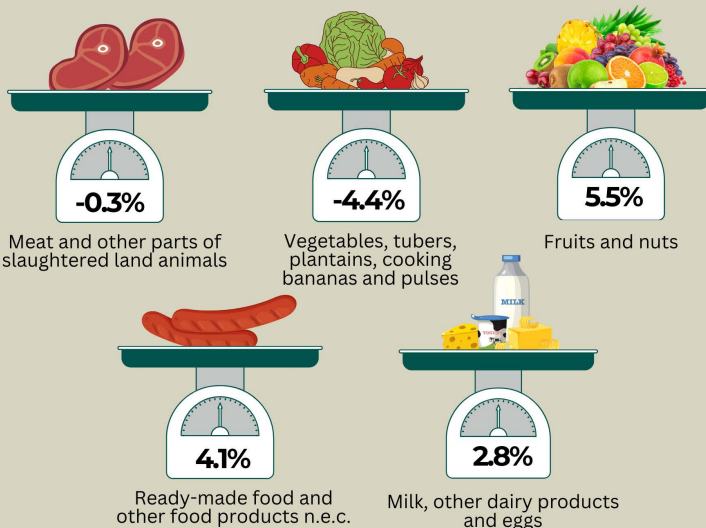


### FOOD INFLATION

Food inflation at the regional level accelerated to **6.3%** in March 2024 from 4.9% the previous month.

#### Main Driver in the Upward Trend of Food Inflation

The acceleration of food inflation in March 2024 was mainly brought about by the higher inflation of the following food items:



Lower inflation rates were observed in the indices of the following food items:

