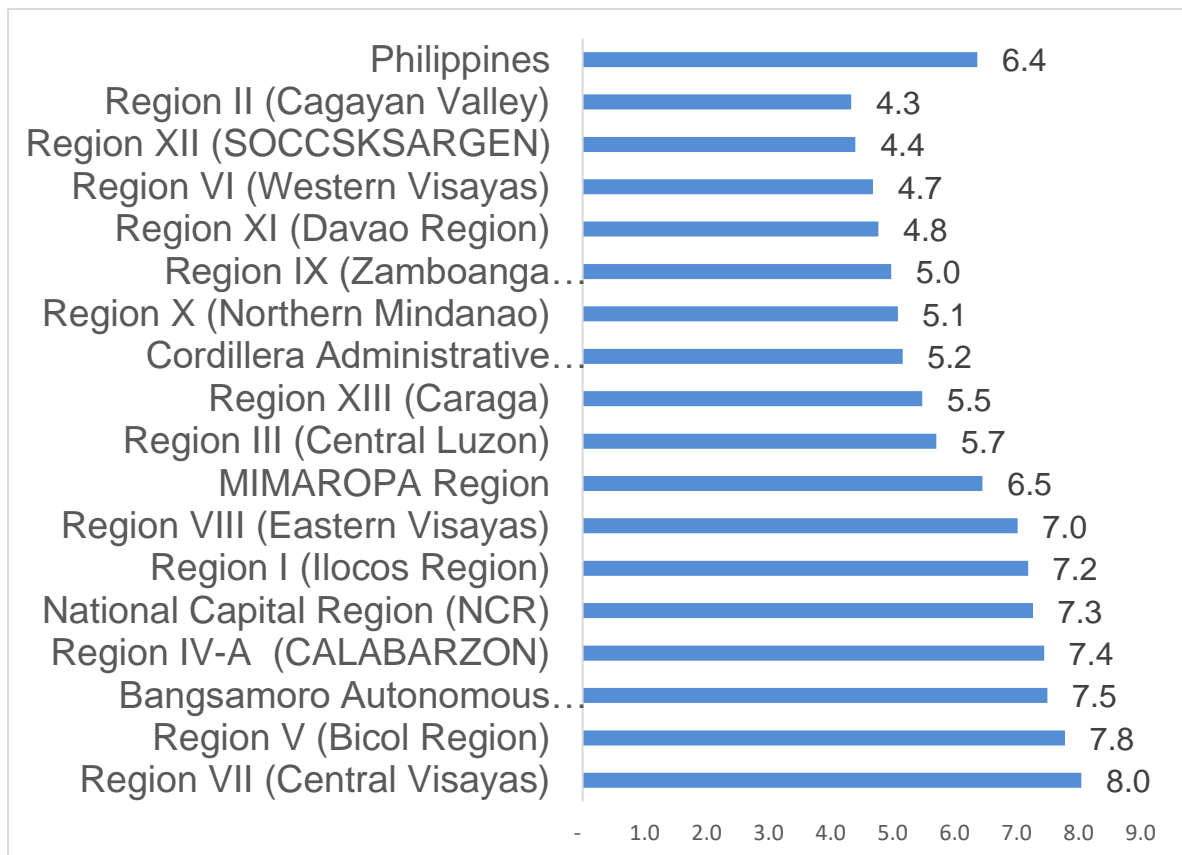




## SPECIAL RELEASE

### Cagayan Valley's Unemployment Rate Registered the Lowest across regions at 4.3 percent in January 2022

Date of Release : 25 May 2022  
Reference No. : SR-2022-05



Unemployment Rate by Region, Philippines, January 2022

Unemployment status of the region registered the lowest among the 17 regions of the country with 4.3 percent, lower than the 6.4 percent national figure.



## Results from the January 2022 Labor Force Survey: Cagayan Valley

Region II – Cagayan Valley	January 2021f	April 2021	July 2021	October 2021p	January 2022
Total Population 15 Years Old and Over ('000)	2,478	2,489	2,500	2,485	2,530
Labor Force Participation Rate (%)	64.2	62.8	64.2	66.4	62.9
Employment Rate (%)	94.0	91.2	95.9	96.6	95.7
Unemployment Rate (%)	6.0	8.8	4.1	3.4	4.3
Underemployment Rate (%)	17.4	15.3	25.3	19.0	19.9

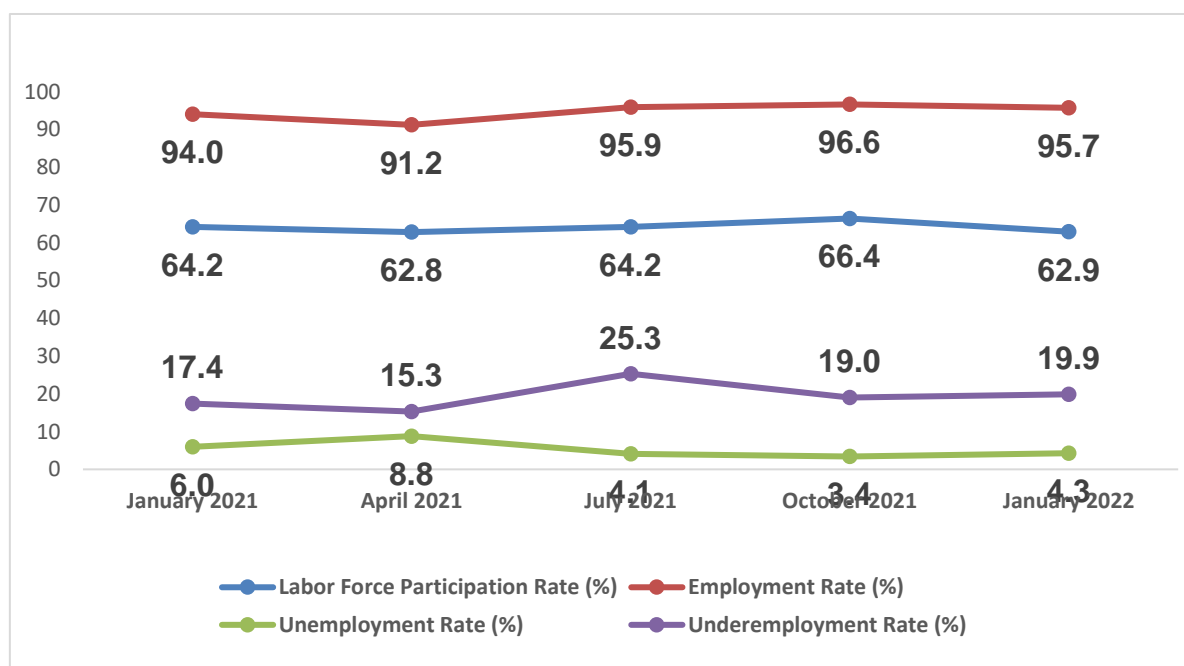
**Notes:**

*p – Preliminary.*

*f - Final.*

*Details may not add up to totals due to rounding.*

*Source: Philippine Statistics Authority, Labor Force Survey*



**Labor Market Statistics**  
**Rates of Labor Force Participation, Employment, Unemployment and Underemployment**  
**Region II – Cagayan Valley**  
**January 2021, April 2021, July 2021, October 2021 and January 2022**

*About 63.0 percent of the population 15 years old and over were in the labor force*

The number of persons who were in the labor force was more than 2.530 million population aged 15 years old and over in the region for January 2022. This translates to a Labor Force Participation Rate (LFPR) of 62.9 or 629 in every 1000 population who were either employed or unemployed in January 2022. This is lower than the LFPR of both the previous quarter (October 2021) and same period last year same (January 2021) which is 66.4 and 64. 2 respectively.

*Employment rate registered at 95.7 percent*

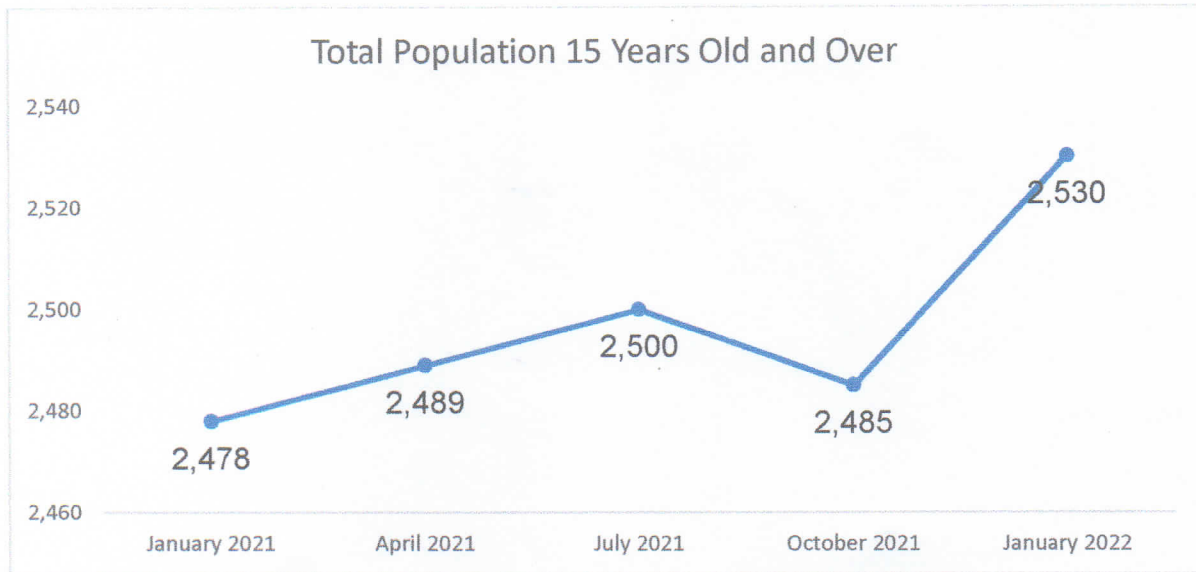
The total number of employed persons was accounted at 2.421 million population or 95.7 percent who are at work or with job out of the 2.530 million population in the labor force in January 2022. This is slightly lower than the previous round with 96.6 percent but higher in January 2021 with 94.0 percent.

*Unemployment rate is recorded at 4.3 percent*

Of the 2.530 million population 15 years old and over, 109 thousands were unemployed which translate to 4.3 percent in January 2022. Across survey rounds, the October 2021 has lower rate with 3.4 but higher in January 2021 with 6.0 percent.

*Underemployment rate registered at 19.9 percent*

Underemployed persons which accounted for 19.9 percent of the total employed persons in January 2022 were estimated at 482 thousands economically active population, This is higher in October 2021 and January 2021 with 19.0 and 17.4 percent, respectively.



More than 2.530 million population 15 years old and over were in the labor force in the region for January 2022

**MARILYN T. ESTRADA**  
Regional Director

//EMDP/RMCT

## Technical Notes

Labor Force – refers to the population 15 years old and over who contribute to the production of goods and services in the country. It comprises the employed and unemployed.

Labor Force Participation Rate (LFPR) – refers to the proportion of total labor force to the total household population 15 years old and over.

Employed – refers to persons in the labor force who are reported either as at work or with a job or business although not at work. Persons at work are those who did some work, even for an hour during the reference period.

Employment Rate – refers to the proportion of employed persons to the total labor force.

Unemployed – refers to persons in the labor force who are reported as:

1. without work; and
2. currently available for work; and
3. seeking work or not seeking work due to the following reasons:
  - i. belief that no work is available, or
  - ii. awaiting results of previous job application, or
  - iii. because of temporary illness or disability, or
  - iv. bad weather, or
  - v. waiting for rehire or job recall.

Unemployment Rate – refers to the proportion of unemployed persons to the total labor force.

Underemployed – refers to employed persons who express the desire to have additional hours of work in their present job or an additional job, or a new job with longer working hours.